

# GSA Price List

February 1, 2019

Contract #GS-27F-033CA

GSA Modification SF30 (PO-0021)

Consolidated Price List Update issued 1-24-20

Contract Effective Date: September 21, 2015 - September 20, 2025



## Contract Details

1A. Special Item numbers: 711-11, 711-16, 711-17, 711-18, 711-19

1B. Lowest Price Item Model # and Price for Each SIN

711-11	EN6200	Net Price = \$239.16
711-16	Fixed seat cushion	Net Price = \$24.22
711-17	End to End connection	Net Price = \$50.37
711-18	Hard floor casters	Net Price = \$14.23
711-19	Glides	Net Price = \$10.00

2. Maximum Order Limit:

711-11	Tables and Accessories	\$500,000
711-16	Upholstered seating/Lounge furniture	\$300,000
711-17	Multiple seating/Beam seating	\$200,000
711-18	Multipurpose seating	\$200,000
711-19	Stacking chairs and dollies	\$200,000

3. Minimum Order: \$100.00

4. Geographical coverage: 50 United States and District of Columbia

5. Point of Production: Boonton, NJ

6. Discount: 61.55% (.3845 x List Price = GSA Net Price)

7. Quantity Volume Discounts: None

8. Prompt Payment Terms: 2%/10 days, or 1%/20 days, standard net 30 days

9a. Government Commercial Credit Card Acceptance At or below the threshold: YES

9b. Government Commercial Credit Card Acceptance Above the threshold: YES

10. Foreign Item: None

11a. Time of Delivery: 90 Days ARO

11b. Expedited Delivery: Available Upon Request

11c. Overnight and 2 Day: Available Upon Request

11d. Urgent Requirements: Available Upon Request

12. F.O.B Point: Destination

13a. Ordering Address: Dauphin North America c/o Your Participating Dealer 100 Fulton Street

13b. Ordering Procedures: Contact Dauphin Customer Service

14. Payment Address: 100 Fulton St. Boonton NJ 07005

15. Warranty: See Warranty details

16. Export Packaging: NA

17. Terms and Conditions of Govt Card Acceptance: NA

18. Terms and Conditions of Rental, Repair and Maint.: NA

19. Terms and Conditions of Installation: NA

20. Terms of Replacement and repair parts: NA

21. List of Service/Distrib. Points: NA

22. List of Participating Dealers: Available upon Request

23. Preventive Maintenance: NA

24a. Environment Attributes: See Dauphin Website/Customer Service

24b. Section 508 Compliance: NA

25. DUNS Number: 931524086

26. CCR Registration: Active in SAM

## DAUPHIN LIFETIME WARRANTY

Dauphin warrants its products to be free from defects in material and workmanship for as long as the original customer owns and uses the product under normal single-shift office conditions. If a product is defective, and if written notice of the defect is given to Dauphin within the applicable warranty period, Dauphin, at its option, will replace the defective part or product with a comparable component or product. The lifetime warranty applies to all products, and parts except as noted below:

Warranty Period

**Seating mechanisms:** 10 years

**Foam, Dauphin fabrics and other upholstery materials:** 3 years

**Stacking and Side Chair Frames:** 10 years

**Tables (legs and tops) :** 10 years

**Installed/fixed seating:** 10 years

Weight capacity for seating is 300 lbs.

This warranty does not apply to defects from normal wear and tear, accidents, negligence, abuse, shipment, handling, storage or environmental conditions nor does it apply to "Customer's Own Materials". This warranty does not apply to the labor to make good the defect in any manner. Defective product must be returned to Dauphin, at their request. Any modifications to our products made by the purchaser, purchaser's employees or agents, voids this warranty. This warranty extends to all product which are used for normal office purposes and single-shift service. All claims under this warranty must be made by the original purchaser within 30 days of alleged defect. This warranty is the customer's sole remedy for product defect. No other expressed or implied warranty is provided. Dauphin is not responsible for any consequential, economic or incidental damages arising from any product defect.

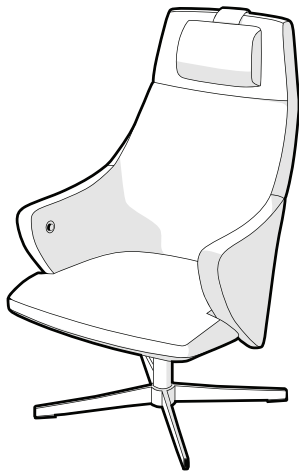
## CANCELLATION /RESTOCKING TERMS

No products can be returned without written authorization. For all approved returns, the buyer is responsible for return freight and is subject to a restocking charge of 18%. Merchandise must be returned and properly packaged in original shipping.

## Table of Contents

MODEL	TYPE	PAGE
<a href="#">4+</a>	Lounge	<a href="#">Page 4</a>
<a href="#">Adjust</a>	Swivel	<a href="#">Page 6</a>
<a href="#">Aiko</a>	Swivel	<a href="#">Page 8</a>
<a href="#">Aleta</a>	Lounge	<a href="#">Page 10</a>
<a href="#">Atelier</a>	Lounge	<a href="#">Page 14</a>
<a href="#">Atelier Lounge</a>	Lounge	<a href="#">Page 16</a>
<a href="#">Axium</a>	Table - Occasional & Cafe	<a href="#">Page 18</a>
<a href="#">Basis, Syncro, Contour I</a>	Swivel	<a href="#">Page 22</a>
<a href="#">Basis II, Syncro II, Contour II</a>	Swivel	<a href="#">Page 24</a>
<a href="#">Beam: Cempa</a>	Beam	<a href="#">Page 26</a>
<a href="#">Beam: Eddy</a>	Beam	<a href="#">Page 28</a>
<a href="#">Beam: Little Perillo XS</a>	Beam	<a href="#">Page 30</a>
<a href="#">Beam: Logan</a>	Beam	<a href="#">Page 32</a>
<a href="#">Beam: Lordo</a>	Beam	<a href="#">Page 33</a>
<a href="#">Beam: Siamo</a>	Beam	<a href="#">Page 34</a>
<a href="#">Beam: Teo</a>	Beam	<a href="#">Page 35</a>
<a href="#">Bobo</a>	Lounge	<a href="#">Page 36</a>
<a href="#">Cempa</a>	Side, Stool, Swivel	<a href="#">Page 38</a>
<a href="#">City Club</a>	Lounge	<a href="#">Page 42</a>
<a href="#">Cubitt</a>	Lounge	<a href="#">Page 44</a>
<a href="#">Eddy</a>	Swivel, Side	<a href="#">Page 46</a>
<a href="#">Entice</a>	Table - Side	<a href="#">Page 51</a>
<a href="#">Highway</a>	Swivel, Side	<a href="#">Page 52</a>
<a href="#">Hiline</a>	Lounge	<a href="#">Page 54</a>
<a href="#">Join Me</a>	Side, Nesting	<a href="#">Page 57</a>
<a href="#">Junxion</a>	Lounge	<a href="#">Page 58</a>
<a href="#">Lacinta</a>	Swivel	<a href="#">Page 60</a>
<a href="#">Little Perillo</a>	Side, Stool, Swivel	<a href="#">Page 62</a>
<a href="#">Logan</a>	Swivel, Side	<a href="#">Page 64</a>
<a href="#">Lordo</a>	Swivel, Side	<a href="#">Page 66</a>
<a href="#">Magnum: 24-Hour Heavy Duty Chair</a>	Swivel	<a href="#">Page 68</a>
<a href="#">Octave</a>	Stool	<a href="#">Page 69</a>
<a href="#">Perillo</a>	Lounge	<a href="#">Page 70</a>
<a href="#">Riola</a>	Swivel	<a href="#">Page 71</a>
<a href="#">Siamo</a>	Side, Stool, Swivel	<a href="#">Page 72</a>
<a href="#">Signo</a>	Swivel	<a href="#">Page 74</a>
<a href="#">Speed-o</a>	Swivel	<a href="#">Page 76</a>
<a href="#">Stilo</a>	Swivel	<a href="#">Page 78</a>
<a href="#">Strata</a>	Side	<a href="#">Page 80</a>
<a href="#">Tec Line</a>	Swivel	<a href="#">Page 82</a>
<a href="#">Teo</a>	Swivel, Side	<a href="#">Page 88</a>
<a href="#">Visita</a>	Swivel, Side	<a href="#">Page 90</a>
<a href="#">Finishes</a>		<a href="#">Page 93</a>
<a href="#">Arms for Task Chairs</a>		<a href="#">Page 94</a>
<a href="#">Terms and Conditions</a>		<a href="#">Page 95</a>

4+



**FP7086**  
Shown with optional FP7086NC neck cushion



**FP7011**



**FP7086OTTO**

Model #	Description	A/ COM	B	C/COL	D	E	F	G	H	I	J/LTH
<b>4+ RELAX</b>		<b>SIN #711-16</b>									
FP7086	4+ Relax recline chair with auto rotation return and 4 star base	\$3078	3175	3371	3567	3763	3959	4155	4351	4547	4743
FP7086NC	Neck cushion (optional) for FP7086	\$308	319	340	361	381	402	423	444	465	486
<b>OTTOMAN</b>											
FP7086OTTO	Swivel ottoman with 4 star base	\$1458	1480	1524	1569	1613	1658	1702	1746	1791	1835
<b>LOUNGE AND CONFERENCE</b>		<b>SIN #711-16</b>									
FP7011	Swivel lounge chair with auto rotation return and 4 star base	\$1771	1829	1944	2059	2174	2289	2404	2518	2633	2748
FP7061CST	Swivel conference chair with 5 star base and casters	\$1771	1829	1944	2059	2174	2289	2404	2518	2633	2748

**STANDARD SPECIFICATIONS**

**Seat and back**

High density molded polyurethane foam

**Upholstery for FP7086**

Single color upholstery, with option for other fabric for rear of chair or seat - see optional specifications

**Upholstery for lounge and conference**

Single color upholstery, with option for other fabric for rear of chair and outside of chair "wings" - see optional specifications

**Column**

Specify polished metal or matte black

**Base**

Specify polished metal or matte black

**Glides (for 4 star base versions)**

Nylon glides for soft surface

**Casters (for 5 star base versions)**

Hard wheel free rolling casters for soft surface

**Function:**

**- Auto rotation return**

Chair direction returns to same orientation after user leaves the chair

**- 4+ Relax**

Swivel with back tilt recline mechanism, lockable in any position, with auto rotation return

**- Neck cushion**

Height adjustable using a loose gravity weighted belt looped over the backrest

**- Lounge chairs and ottomans**

Swivel with auto rotation return

**OPTIONAL SPECIFICATIONS**

**Upholstery for FP7086**

Rear of chair and/or seat in different fabric \$125

**Upholstery for lounge and conference**

Other fabric for rear of chair and outside of chair "wings" NC

**Hard floor casters**

Soft wheel braking casters for hard floor \$37

**Hard Floor glides**

Soft surface glides for hard floor \$37

**Cal 133 fire code**

Fire barrier applied under the upholstery +20%

**SIN #711-16**

**DIMENSIONS (IN INCHES)**

**4+ RELAX**

**FP7086**

- Seat 22.5W x 21D x 16H

- Back 31H

- Overall 27.5W x 31D

**FP7086OTTO** 27W x 20D x 16H

**LOUNGE AND CONFERENCE**

**FP7011**

- Seat 27W x 20D x 16H

- Back 27W x 17H

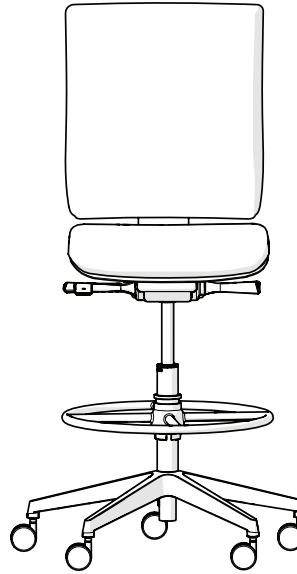
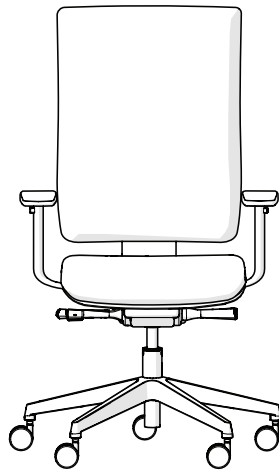
**FP7061CST**

- Seat 27W x 20D x 14-18H

- Back 27W x 17H

COM/COL		COM	COL
		Yd.	Sq. Ft.
FP7086	Single color	4.00	72
FP7086NC	Single color	0.50	9
Ottoman	Single color	1.00	18

# Adjust



Model #	Description	A/ COM	B	C/COL	D	E	F	G	H	I	J/LTH
<b>TASK CHAIR AND STOOL</b>		<b>SIN #711-18</b>									
AJ14800	Task chair - tall back	\$0	757	809	861	913	966	1018	1070	1122	1175
AJ14500M	Medium stool -mid back	\$0	882	934	986	1039	1091	1143	1195	1248	1300
AJ14500T	Tall stool - mid back	\$0	903	955	1007	1060	1112	1164	1216	1269	1321
<b>Option:</b>											
Rear outer back shell	Upholstered over the poly shell	\$0	89	101	112	124	135	147	158	170	181

## STANDARD SPECIFICATIONS

### Back

Rectilinear, flexible and height adjustable with lumbar support and poly outer back shell

### Seat

Contoured seat with waterfall front edge

### Integrated sliding seat

Provides 3" range of seat depth adjustment

### Synco-Quickshift<sup>®</sup> mechanism

Seat and back move in unison to provide continuous lumbar support, while one small turn of the knob ensures optimum comfort for a wide range of body weights

Variable back lock and integrated sliding seat standard

### Footring for stools

Polished 20" diameter with simple rotation/lock for height variation of footring

### Base

Black nylon 5 star base

### Carpet casters

Hard wheel free rolling casters for soft surface

## OPTIONAL SPECIFICATIONS

### DA27WA arms

Adjusts height and width \$146

Black stem, soft durable PU pads

### DA74WA-100 arms

Adjusts height and width \$266

Pad pivots to the forward, back and rotates 30 degrees

Polished stem, soft durable PU pads

### Base

Polished aluminum 5 star base \$141

### Hard floor casters

Soft wheel braking casters for hard floor \$37

### Carpet glides

Nylon glides for carpet surface \$21

### Cal 133 fire code

Fire barrier applied under the upholstery +20%

Special Item Number: SIN #711-18

## DIMENSIONS (IN INCHES)

### Seat - task chair

19W x 18D x 16-21H

### Seat - medium stool

19W x 18D x 19-26H

### Seat - tall stool

19W x 18D x 23-32H

### Back - task chair tall back

18W x 23-26H

### Back - stool

18W x 20-23H

### Base

27 Diameter

## COM/COL

## COM

## COL

### Seat only

All models

Yd.

0.75

Sq. Ft.

14

### Back only

Poly outer shell version

0.75

14

### Complete chair

Poly outer shell version

1.10

20

### Back only

Upholstered outer shell version

1.00

18

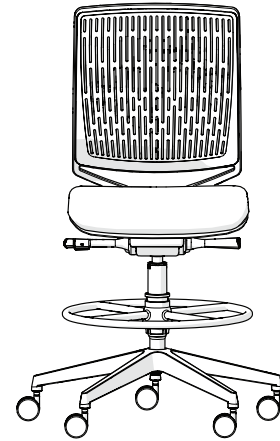
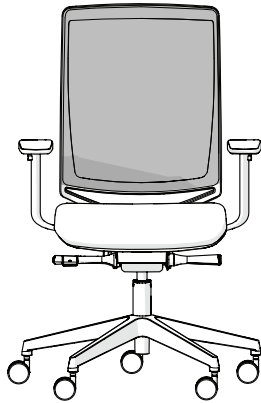
### Complete chair

Upholstered outer shell version

1.75

32

# Aiko



Model #	Description	A/ COM	B	C/COL	D	E	F	G	H	I	J/LTH
<b>TASK CHAIR - MID BACK SIN #711-18</b>											
AK79100	Poly membrane back	\$647	663	694	725	757	788	819	851	882	913
AK79220	Mesh back with adjustable lumbar	\$689	704	736	767	798	830	861	892	924	955
<b>MEDIUM STOOL - MID BACK SIN #711-18</b>											
AK79100M	Poly membrane back	\$772	788	819	851	882	913	945	976	1007	1039
AK79220M	Mesh back with adjustable lumbar	\$814	830	861	892	924	955	986	1018	1049	1081
<b>TALL STOOL - MID BACK SIN #711-18</b>											
AK79100T	Poly membrane back	\$793	809	840	872	903	934	966	997	1028	1060
AK79220T	Mesh back with adjustable lumbar	\$835	851	882	913	945	976	1007	1039	1070	1101
<b>TASK CHAIR - TALL BACK SIN #711-18</b>											
AK79500	Poly membrane back	\$647	663	694	725	757	788	819	851	882	913
AK79620	Mesh back with adjustable lumbar	\$689	704	736	767	798	830	861	892	924	955
<b>ADD ON FOR ALL OF THE ABOVE</b>											
Fully upholstered black pad on poly-with adjustable lumbar		\$84	94	115	136	157	178	199	219	240	261



## STANDARD SPECIFICATIONS

### Poly back

Black poly membrane

### Mesh back

Soft knit mesh - see spacer mesh, page 93

### Adjustable lumbar

3" range of adjustment

### Seat

Contoured seat with waterfall front edge

### Integrated sliding seat

Provides 4" range of seat depth adjustment

### Synco-Quickshift® mechanism

Seat and back move in unison to provide continuous lumbar support, while one small turn of the knob ensures optimum comfort for a wide range of body weights

Variable back lock and integrated sliding seat standard

### Footring for stools

Polished 20" diameter with simple rotation/lock for height variation of footring

### Base

Black nylon 5 star base

### Carpet casters

Hard wheel free rolling casters for soft surface

## OPTIONAL SPECIFICATIONS

### DA27WA arms

Adjusts height and width

\$146

### DA74WA-100 arms

Black stem, soft durable PU pads

Adjusts height and width

\$266

Pad pivots forward, back and rotates 30 degrees

Polished stem, soft durable PU pads

Polished aluminum 5 star base

\$141

### Base

### Hard floor casters

Soft wheel braking casters for hard floor

\$37

### Carpet glides

Nylon glides for carpet surface

\$21

### Cal 133 fire code

For mesh back models only

+20%

Special Item Number: SIN #711-18

## DIMENSIONS (IN INCHES)

### Seat - task chair

19W x 19D x 16-21H

### Seat - medium stool

19W x 19D x 19-26H

### Seat - tall stool

19W x 19D x 23-31H

### Mid back

18W x 20H

### Tall back

18W x 23H

### Base

27 Diameter

## COM/COL

### Seat

All versions

Yd.

Sq. Ft.

### Complete chair

Mesh back version

0.75

14

### Complete chair

Poly back version

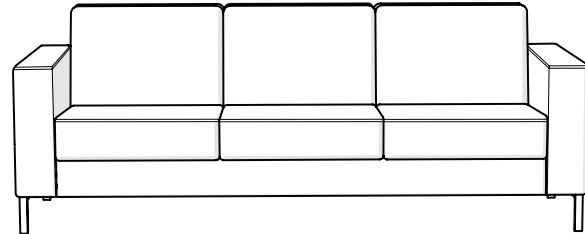
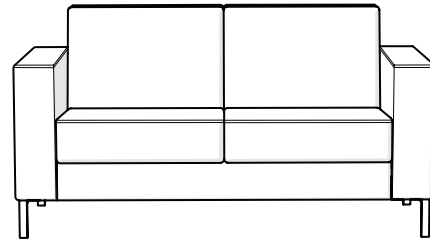
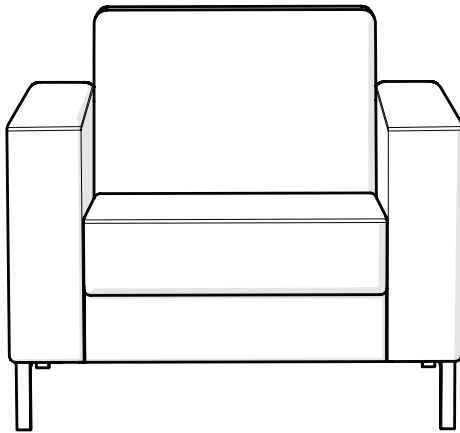
0.75

14

1.25

23

# Aleta



Model #	Description	A/ COM	B	C/COL	D	E	F	G	H	I	J/LTH
<b>CHAIR AND SOFAS</b>		<b>SIN #711-16</b>									
AA15201	Single seat lounge chair	\$1928	2072	2359	2646	2934	3221	3509	3796	4083	4371
AA15202*	Two seat sofa	\$3130	3306	3659	4011	4364	4717	5070	5422	5775	6128
AA15203*	Three seat sofa	\$4227	4449	4893	5337	5781	6226	6670	7114	7558	8002
<b>OTTOMAN AND BENCHES</b>		<b>SIN #711-16</b>									
AA15160	Ottoman	\$1092	1123	1186	1249	1311	1374	1437	1500	1562	1625
AA15260	Two seat bench	\$1594	1662	1797	1933	2069	2205	2341	2477	2613	2748
AA15360	Three seat bench	\$2106	2221	2451	2680	2910	3140	3370	3600	3830	4060
<b>BENCHES WITH ARMS</b>		<b>SIN #711-16</b>									
AA15270	Two seat bench with arms	\$1844	1938	2127	2315	2503	2691	2879	3067	3255	3443
AA15370	Three seat bench with arms	\$2356	2498	2780	3062	3344	3626	3908	4190	4473	4755
<b>BENCHES WITH ARMS AND TABLE</b>		<b>SIN #711-16</b>									
AA15370/61/CST	Two seat bench and arms and customer's own table top	\$2356	2498	2780	3062	3344	3626	3908	4190	4473	4755
AA15370/61/GLS	Two seat bench and arms and glass table	\$2722	2863	3145	3428	3710	3992	4274	4556	4838	5121
AA15370/61/GRN	Two seat bench and arms and granite table	\$4133	4274	4556	4838	5121	5403	5685	5967	6249	6531
<b>BENCHES WITH TABLE</b>		<b>SIN #711-16</b>									
AA15360/61/CST	Two seat bench and customer's own table top	\$2106	2221	2451	2680	2910	3140	3370	3600	3830	4060
AA15360/61/GLS	Two seat bench and glass table top	\$2471	2586	2816	3046	3276	3506	3736	3966	4196	4426
AA15360/61/GRN	Two seat bench and granite table top	\$3882	3997	4227	4457	4687	4917	5147	5377	5606	5836

\*Open Market Items

## STANDARD SPECIFICATIONS

### Construction

Full panel box construction using CARB compliant plywood superior construction passes GSA Heavy Duty Furniture Test FNAE-80-214A

Full panel box for seat, back and arms allows incorporation of power and other accessories

### Loose seat cushions

Inner spring cushion construction

### Legs

Rectangular Polished metal legs 12-8201-100

## LEG OPTIONS



12-JXLG1-5-4



12-0010-210



12-0010-110



12-1001/xxx



12-16201/xxx

## OPTIONAL SPECIFICATIONS

<b>Writing tablet</b>	16" Diameter - specify black foil, walnut or oak wood surface. Rotates 360° Standard on right unless specified.	\$329
<b>Integrated cup holder</b>	Polished metal standard on left arm or on arm opposite writing tablet unless specified	\$89
<b>Wood arm cap</b>	Specify oak or walnut. For other finishes, contact Customer Service.	\$152
<b>Fixed seat cushions</b>	Single seat lounge chair	\$63
<b>Fixed seat cushions</b>	Two seat sofa	\$78
<b>Fixed seat cushions</b>	Three seat sofa	\$99
<b>Square stitch upholstery</b>	On front of backrest	\$125
<b>Contrasting seat fabric</b>	Select fabric/leather different from back and arms	\$131
<b>Power and data</b>	Visit the Resources/Download Center at Dauphin.com	
<b>Legs</b>	Round polished aluminum legs 12-0010-110	-\$50
<b>Legs</b>	Round matte black aluminum legs 12-0010-210	-\$50
<b>Legs</b>	Square silver metal legs 12-JXLG1-5-4	-\$50
<b>Legs</b>	Rectangular shaped wood legs 12-16201/xxx	
<b>Legs</b>	Cone shaped wood legs 12-1001/xxx	

For pictures of legs and finish color options for wood legs, see page 94

<b>Casters</b>	Available for single seat models only	\$99
<b>Ganging connector set</b>	To gang 2 units	\$99
<b>Cal 133 fire code</b>	Fire barrier applied under the upholstery	+20%

Special Item Number: SIN #711-16

Model #	Description	A/ COM	B	C/COL	D	E	F	G	H	I	J/LTH
<b>TABLES</b>											
<b>SIN #711-11</b>											
AA15161/CST	Square table with customer's own table top	\$1092	1123	1186	1249	1311	1374	1437	1500	1562	1625
AA15161/GLS	Square table with glass top	\$1458	1489	1552	1615	1677	1740	1803	1865	1928	1991
AA15161/GRN	Square table with granite top	\$2869	2900	2963	3025	3088	3151	3213	3276	3339	3401
AA15261/CST	Rectangular table with customer's own table top	\$1594	1662	1797	1933	2069	2205	2341	2477	2613	2748
AA15261/GLS	Rectangular table with glass top	\$2221	2289	2424	2560	2696	2832	2968	3104	3240	3375
AA15261/GRN	Rectangular table with granite top	\$3370	3438	3574	3710	3846	3981	4117	4253	4389	4525

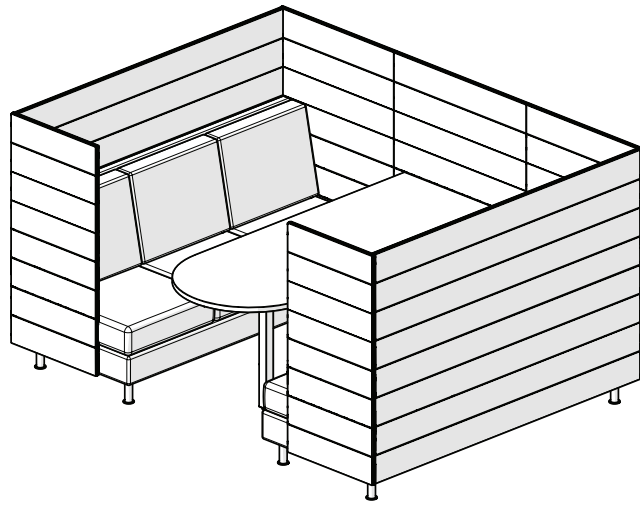
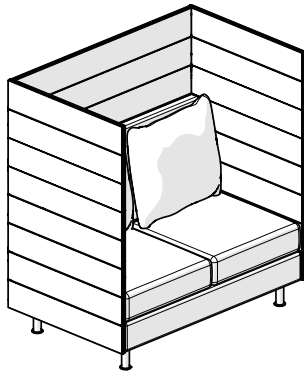
# Aleta

COM/COL		COM	COL	DIMENSIONS (IN INCHES) (IN INCHES)				
		Yd.	Sq. Ft.	Seat Width	Arm Height from Floor	Back Height from Floor	Total Width	Total Depth
AA15201	Complete chair	5.50	99	21.0	23.0	29.5	32.0	29.0
	Arms and back	4.50	81	-	-	-	-	-
	Seat cushion	1.20	22	-	-	-	-	-
AA15202	Complete chair	7.20	130	42.0	23.0	29.5	53.0	29.0
	Arms and back	5.50	99	-	-	-	-	-
	Seat cushion	2.20	40	-	-	-	-	-
AA15203	Complete chair	9.00	162	63.0	23.0	29.5	74.0	29.0
	Arms and back	6.50	117	-	-	-	-	-
	Seat cushion	2.90	52	-	-	-	-	-
AA15160	Complete	2.30	41	21.0	0.0	0.0	21.0	21.0
	Seat box	1.00	18	-	-	-	-	-
	Seat cushion	1.70	31	-	-	-	-	-
AA15260	Complete	3.75	68	42.0	0.0	0.0	42.0	21.0
	Seat box	1.70	31	-	-	-	-	-
	Seat cushion	2.25	41	-	-	-	-	-
AA15360	Complete	5.25	95	63.0	0.0	0.0	63.0	21.0
	Seat box	2.50	45	-	-	-	-	-
	Seat cushion	3.20	58	-	-	-	-	-
AA15270	Complete	5.60	101	42.0	23.0	0.0	53.0	21.0
	Seat box and arms	3.60	65	-	-	-	-	-
	Seat cushion	2.30	41	-	-	-	-	-
AA15370	Complete	7.00	126	63.0	23.0	0.0	74.0	21.0
	Seat box and arms	4.50	81	-	-	-	-	-
	Seat cushion	3.20	58	-	-	-	-	-
AA15370/61	Complete	6.00	108	63.0	23.0	0.0	74.0	21.0
	Seat box and arms	4.50	81	-	-	-	-	-
	Seat cushion	2.30	41	-	-	-	-	-
AA15360/61	Complete	4.00	72	63.0	0.0	0.0	63.0	21.0
	Seat box	2.25	41	-	-	-	-	-
	Seat cushion	2.30	41	-	-	-	-	-
AA15161	Complete	1.00	18	21.0	0.0	0.0	21.0	21.0
AA15261	Complete	2.00	36	42.0	0.0	0.0	42.0	21.0

**NOTE** All seats are 21D x 17H  
 COL is based on minimum hide size 50 sq. ft.  
 Minimum requirement is 1/2 hide

This page intentionally left blank

# Atelier



Model Number	Description	COM YDS	A/COM	B	C/COL	D	E	F	G	H	I	J
--------------	-------------	---------	-------	---	-------	---	---	---	---	---	---	---

Price and COM yardage is for single fabric for seat, back and walls. For multiple fabrics please contact Customer Service/Design Services

## 36" WIDE UNITS

AR6918-367665*	36W Sofa with walls & roof	20.50	\$6170	6624	7534	8445	9355	10265	11175	12085	12996	13906
AR6718-3653LR*	36W Sofa with 53H back wall & L&R wall	11.00	\$4044	4331	4906	5481	6056	6631	7206	7781	8356	8931
AR6718-3653LPRP*	36W Sofa with 53H back wall & L&R partial walls	10.11	\$3744	4031	4606	5181	5756	6331	6906	7481	8056	8631

## 48" WIDE UNITS

AR6500-48*	48W Bench	4.27	\$1562	1654	1840	2026	2212	2398	2584	2770	2956	3142
AR6518-48*	48W Sofa	7.98	\$2398	2573	2925	3277	3629	3981	4333	4685	5037	5389
AR6518-4853B*	48W Sofa with 53H back wall	10.86	\$3443	3679	4153	4627	5101	5575	6049	6523	6997	7471
AR6718-4853LR*	48W Sofa with 53H back wall & L&R wall	15.35	\$4906	5238	5904	6570	7236	7902	8568	9234	9900	10566
AR6718-4853LPRP*	48W Sofa with 53H back wall & L&R partial walls	14.46	\$4606	4938	5604	6270	6936	7602	8268	8934	9600	10266
AR6718-4853L*	48W Sofa with 53H back wall & left wall	13.10	\$4175	4459	5029	5599	6169	6739	7309	7879	8449	9019
AR6718-4853R*	48W Sofa with 53H back wall & right wall	13.10	\$4175	4459	5029	5599	6169	6739	7309	7879	8449	9019
AR6718-4853LRP*	48W Sofa with 53H back wall, left full, right partial wall	12.66	\$4025	4309	4879	5449	6019	6589	7159	7729	8299	8869
AR6718-4853RLP*	48W Sofa with 53H back wall, right full, left partial wall	12.66	\$4025	4309	4879	5449	6019	6589	7159	7729	8299	8869

## 72" WIDE UNITS

AR6500-72*	72W Bench	6.39	\$2085	2223	2501	2779	3057	3335	3613	3891	4169	4447
AR6518-72*	72W Sofa	11.95	\$3443	3705	4232	4759	5286	5813	6340	6867	7394	7921
AR6518-7253B*	72W Sofa with 53H back wall	15.62	\$4697	5037	5720	6403	7086	7769	8452	9135	9818	10501
AR6718-7253LR*	72W Sofa with 53H back wall & L&R wall	20.13	\$6160	6596	7471	8346	9221	10096	10971	11846	12721	13596
AR6718-7253LPRP*	72W Sofa with 53H back wall & L&R partial walls	19.24	\$5860	6296	7171	8046	8921	9796	10671	11546	12421	13296
AR6618-7253L*	72W Sofa with 53H back wall & left wall	17.87	\$5429	5817	6596	7375	8154	8933	9712	10491	11270	12049
AR6718-7253R*	72W Sofa with 53H back wall & right wall	17.87	\$5429	5817	6596	7375	8154	8933	9712	10491	11270	12049
AR6718-7253LRP*	72W Sofa with 53H back wall, left full, right partial wall	17.43	\$5279	5667	6446	7225	8004	8783	9562	10341	11120	11899
AR6718-7253RLP*	72W Sofa with 53H back wall, right full, left partial wall	17.43	\$5279	5667	6446	7225	8004	8783	9562	10341	11120	11899
AR6500CT-3053*	Upholstered 30 x 30 x 23H corner table with 53H walls	7.59	\$2994	3155	3478	3801	4124	4447	4770	5093	5416	5739

\*Open Market Items

## STANDARD SPECIFICATIONS

### Structure

Structure, comprising the seat box, backrest box and walls, is CARB compliant plywood. Full panel seat box construction allows incorporation of power

### Seat

Loose cushions with inner spring - seat height 17"

### Sofa backrest

18" high back support structure with segmented cushions

### Fabric direction

All fabric is railroaded. At special request fabric can be upholstered Off the Roll but this could add up to 25% to the fabric requirement and add additional upholstery seams

### Multiple fabric selections

Seat box, backrest box and walls are the same fabric; can select different fabrics for seat cushions and for backrest cushions or pillows

### Identification of wall side

Left or right location of walls is identified from seated position

### Legs

Metal cylindrical legs with nylon glides. Specify polished metal or matte black

## OPTIONAL SPECIFICATIONS

### Horizontal channel stitching for walls

For optional horizontal channel stitching specify which walls and add \$60 per wall surface. Channel stitching will not be applied for fabric with patterns that run the same direction or conflicts with the stitching lines

### Diamond stitching for walls

For optional diamond stitching, specify which walls and add \$80 per wall surface

### Buttons for corners of diamonds

For upholstered buttons on the corners of the diamonds, add \$60 per wall surface

### Sofa backrest - loose pillows

Loose back pillows in place of segmented back cushions

### Seat cushions fixed

Fixed tied-down seat cushions 57 per cushion

### Height adjustable legs

Legs with 1" height adjustment for use when joining units 21 each on uneven floors

### Power and Data

Visit the Resources/Download Center at Dauphin.com

### TVBRACKET1/AR2

TV bracket for joining wall: 465

The mounting for the bracket is pre-installed in the wall. The wall has a recessed channel concealed by a zipper, allowing access to install at TV Power Cord and Cable. Contact Customer Service if you require other power/wiring solutions.

### Optional surface for corner table - to place on top of upholstered table:

50-3030-910 30 x 30 clear glass table surface 277

K3030-01GO 30 x 30 laminate table surface - Designer White 287

X3030-OAK 30 x 30 Oak table surface 340

X3030-WALNUT 30 x 30 Walnut table surface 340

AR5500-100 Side wall mounted swivel writing tablet 599

Table surface: Oval 20 x 14" in white high pressure laminate or Oak or Walnut wood finish with expressed plywood knife edge. Specify wall side to be mounted (left or right, from sitting position)

Cal 133 Fire Code Fire barrier applied under the upholstery +20%

## DIMENSIONS (IN INCHES)

Width of seating units	Each individual seat is 24" wide
Total depth of units	30" plus 1" for rear wall
Seat height	17"
Backrest box structure height from floor	35"
Wall width	1"
Wall height from floor	53"

Model Number	Description	Com Yds	A/COM	B	C/ COL	D	E	F	G	H	I	J
AR68-2453	24" wide joining wall, 53" high	2.25	\$888	938	1039	1139	1239	1340	1440	1541	1641	1741
AR68-3053	30" wide joining wall, 53" high	2.25	\$888	938	1039	1139	1239	1340	1440	1541	1641	1741
AR68-3653	36" wide joining wall, 53" high	2.59	\$1097	1155	1271	1387	1503	1619	1735	1851	1967	2083

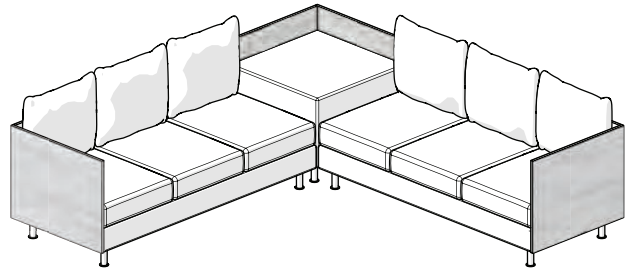
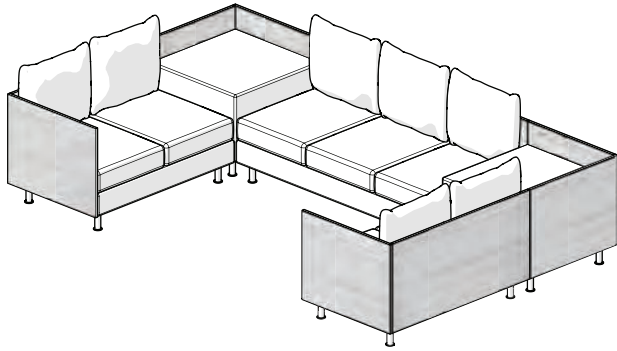
## PENINSULA TABLES

		White Laminate	Oak or Walnut
P1-WB-DC-P4224	42W x 24D Peninsula table, 1 leg, for wall connection	\$689	827
P1-WB-DC-P4824	48W x 24D Peninsula table, 1 leg, for wall connection	\$689	827
P1-WB-DC-P6024	60W x 24D Peninsula table, 1 leg, for wall connection	\$754	905
P1-WB-DC-P7224	72W x 24D Peninsula table, 1 leg, for wall connection	\$826	991
P1-WB-DC-P4230	42W x 30D Peninsula table, 1 leg, for wall connection	\$744	893
P1-WB-DC-P4830	48W x 30D Peninsula table, 1 leg, for wall connection	\$744	893
P1-WB-DC-P6030	60W x 30D Peninsula table, 1 leg, for wall connection	\$860	1032
P1-WB-DC-P7230	72W x 30D Peninsula table, 1 leg, for wall connection	\$951	1141

Peninsula table is standard Lounge height 26" due to best comfort with lounge seating. Alternatively, Desk height 29" can be specified. The finish of the table leg will match the finish of the legs on the seating

For the table surface select either Designer White Laminate with 3mm PVC edging or Oak or Walnut wood finish with exposed plywood edge

# Atelier Lounge



MODEL #	DESCRIPTION	COM YDS	A/COM	B	C/ COL	D	E	F	G	H	I	J/ LTH
<b>LOUNGE - WITH UPHOLSTERED SEAT BOX AND WALLS</b>												
AR65-2429LR*	Single seat lounge chair	6.11	\$1,980	2116	2388	2660	2932	3204	3476	3748	4020	4292
AR65-4829LR*	Two seat sofa	8.98	\$3,130	3329	3729	4129	4529	4929	5329	5729	6129	6529
AR65-7229LR*	Three seat sofa	11.85	\$4,227	4489	5017	5545	6073	6601	7129	7657	8185	8713
<b>SECTIONAL - WITH UPHOLSTERED SEAT BOX AND WALLS</b>												
AR65-4829L*	2 seat sectional with left arm/wall & back wall	7.86	\$2,921	3095	3445	3795	4145	4495	4845	5195	5545	5895
AR65-4829R*	2 seat sectional with right arm/wall & back wall	7.86	\$2,921	3095	3445	3795	4145	4495	4845	5195	5545	5895
AR65-4829B*	2 seat sectional with back wall, no side walls	6.73	\$2,712	2861	3160	3459	3758	4057	4356	4655	4954	5253
AR65-7229L*	3 seat sectional with left arm/wall & back wall	10.73	\$4,018	4255	4732	5209	5686	6163	6640	7117	7594	8071
AR65-7229R*	3 seat sectional with right arm/wall & back wall	10.73	\$4,018	4255	4732	5209	5686	6163	6640	7117	7594	8071
AR65-7229B*	3 seat sectional with back wall, no side walls	9.60	\$3,809	4021	4448	4875	5302	5729	6156	6583	7010	7437
AR65C-3029*	Corner seat with adjacent side walls	6.25	\$3,590	3738	4032	4326	4620	4914	5208	5502	5796	6090
AR65CT-3029*	Raised corner table with adjacent side walls	4.44	\$2,607	2706	2904	3102	3300	3498	3696	3894	4092	4290
AR65T-3029B*	Raised table with back wall	3.31	\$1,980	1980	2128	2128	2128	2128	2128	2128	2128	2128
<b>LOUNGE - WITH UPHOLSTERED SEAT BOX AND WALNUT OR OAK WALLS</b>												
AR65WD-2429LR*	Single seat lounge chair	2.94	\$2,137	2202	2333	2464	2595	2726	2857	2988	3119	3250
AR65WD-4829LR*	Two seat sofa	4.99	\$3,339	3449	3671	3893	4115	4337	4559	4781	5003	5225
AR65WD-7229LR*	Three seat sofa	7.04	\$4,541	4696	5009	5322	5635	5948	6261	6574	6887	7200
<b>SECTIONAL - WITH UPHOLSTERED SEAT BOX AND WALNUT OR OAK WALLS</b>												
AR65WD-4829L*	2 seat sectional with left arm/wall & back wall	4.99	\$3,078	3188	3410	3632	3854	4076	4298	4520	4742	4964
AR65WD-4829R*	2 seat sectional with right arm/wall & back wall	4.99	\$3,078	3188	3410	3632	3854	4076	4298	4520	4742	4964
AR65WD-4829B*	2 seat sectional with back wall, no side walls	4.99	\$2,816	2926	3148	3370	3592	3814	4036	4258	4480	4702
AR65WD-7229L*	3 seat sectional with left arm/wall & back wall	7.04	\$4,175	4330	4643	4956	5269	5582	5895	6208	6521	6834
AR65WD-7229R*	3 seat sectional with right arm/wall & back wall	7.04	\$4,175	4330	4643	4956	5269	5582	5895	6208	6521	6834
AR65WD-7229B*	3 seat sectional with back wall, no side walls	7.04	\$4,018	8011	4486	4799	5112	5425	5738	6051	6364	6677
AR65WDC-3029*	Corner seat with adjacent side walls	3.99	\$3,694	3791	3985	4179	4373	4567	4761	4955	5149	5343
AR65WDCT-3029*	Raised corner table with adjacent side walls	2.18	\$2,712	2761	2859	2957	3055	3153	3251	3349	3447	3545
AR65WDT-3029B*	Raised table with back wall	2.18	\$1,876	1876	1974	1974	1974	1974	1974	1974	1974	1974

\*Open Market Items



# Atelier Lounge

## STANDARD SPECIFICATIONS

### Construction

Full panel using CARB compliant plywood

### Loose Seat Cushions

Inner spring cushion construction

### Back Pillows

1 loose back pillow for each 24" wide seating unit

### Legs

Polished metal

## OPTIONAL SPECIFICATIONS

### Power and Data

Visit the Resources/Download Center at Dauphin.com -

### Legs

Matte black n/c

### Cal 133 Fire Code

Fire barrier applied under the upholstery +20%

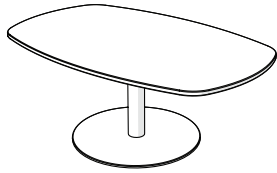
Cal 133 not available for units with Walnut or Oak walls

## DIMENSIONS (IN INCHES)

Seat height from floor 17"; each seating unit is 24" wide x 24" deep, plus 1" for the back wall  
Arm/wall height from floor 29"; side arms/walls add 1" to overall width of unit

COM/COL		COM	COM	COM
		Walls Yd	Seat Yd	Pillow Yd
<b>LOUNGE - WITH UPHOLSTERED SEAT BOX AND WALLS</b>				
AR65-2429LR	Single seat lounge chair	4.06	1.30	1.50
AR65-4829LR	Two seat sofa	4.88	2.60	1.50
AR65-7229LR	Three seat sofa	5.70	3.90	2.25
<b>SECTIONAL - WITH UPHOLSTERED SEAT BOX AND WALLS</b>				
AR65-4829L	2 seat sectional with left arm/wall & back wall	3.75	2.60	1.50
AR65-4829R	2 seat sectional with right arm/wall & back wall	3.75	2.60	1.50
AR65-4829B	2 seat sectional with back wall, no side walls	2.63	2.60	1.50
AR65-7229L	3 seat sectional with left arm/wall & back wall	4.57	3.90	2.25
AR65-7229R	3 seat sectional with right arm/wall & back wall	4.57	3.90	2.25
AR65-7229B	3 seat sectional with back wall, no side walls	3.45	3.90	2.25
AR65C-3029	Corner seat with adjacent side walls	3.34	1.40	1.50
AR65CT-3029	Raised corner table with adjacent side walls	4.44	-	-
AR65T-3029B	Raised table with back wall	3.31	-	-
<b>LOUNGE - WITH UPHOLSTERED SEAT BOX AND WALNUT OR OAK WALLS</b>				
AR65WD-2429LR	Single seat lounge chair	0.89	1.30	0.75
AR65WD-4829LR	Two seat sofa	0.89	2.60	1.50
AR65WD-7229LR	Three seat sofa	0.89	3.90	2.25
<b>SECTIONAL - WITH UPHOLSTERED SEAT BOX AND WALNUT OR OAK WALLS</b>				
AR65WD-4829L	2 seat sectional with left arm/wall & back wall	0.89	2.60	1.50
AR65WD-4829R	2 seat sectional with right arm/wall & back wall	0.89	2.60	1.50
AR65WD-4829B	2 seat sectional with back wall, no side walls	0.89	2.60	1.50
AR65WD-7229L	3 seat sectional with left arm/wall & back wall	0.89	3.90	2.25
AR65WD-7229R	3 seat sectional with right arm/wall & back wall	0.89	3.90	2.25
AR65WD-7229B	3 seat sectional with back wall, no side walls	0.89	3.90	2.25
AR65WDC-3029	Corner seat with adjacent side walls	1.09	1.40	1.50
AR65WDCT-3029	Raised corner table with adjacent side walls	2.18	-	-
AR65WDT-3029B	Raised table with back wall	2.18	-	-

# Axium



Model #	Description & Sizes	X BASE		DISC BASE		X BASE		DISC BASE	
		CLEAR GLASS TOP	WHITE GLASS TOP	CLEAR GLASS TOP	WHITE GLASS TOP	LAMINATE TOP	WOOD TOP	LAMINATE TOP	WOOD TOP

## OCCASIONAL HEIGHT 17" SIN #711-11

AX2424SH/OH	24" x 24" Shaped Soft Corner	\$674	883	974	1183	515	820	815	1120
AX4830SH/OH	48" x 30" Shaped Soft Corner	\$988	1197	1288	1497	815	1220	1115	1520
AX30D/OH	30" Diameter Round	\$726	935	1026	1235	665	1020	965	1320
AX36D/OH	36" Diameter Round	\$779	988	1079	1288	740	1120	1040	1420
AX42D/OH	42" Diameter Round	\$883	1092	1183	1392	815	-	1115	1520
AX48D/OH	48" Diameter Round	-	-	-	-	-	-	-	1620
AX3030/OH	30" Square	-	-	-	-	665	1020	965	1320
AX3636/OH	36" Square	-	-	-	-	740	1120	1040	1420
AX4242/OH	42" Square	-	-	-	-	-	-	-	1520
AX4848/OH	48" Square	-	-	-	-	-	-	-	1620
AX4824/OH	48" X 24" Rectangular	-	-	-	-	-	1120	-	1420
AX4830/OH	48" X 30" Rectangular	-	-	-	-	-	1320	-	1620

## LOUNGE HEIGHT 26" SIN #711-11

AX2424SH/LH	24" x 24" Shaped Soft Corner	\$779	988	1079	1288	615	920	915	1220
AX4830SH/LH	48" x 30" Shaped Soft Corner	\$1,092	1301	1392	1601	915	1320	1215	1620
AX30D/LH	30" Diameter Round	\$831	1040	1131	1340	765	1120	1065	1420
AX36D/LH	36" Diameter Round	\$883	1092	1183	1392	840	1220	1140	1520
AX42D/LH	42" Diameter Round	\$988	1197	1288	1497	915	1320	1215	1620
AX48D/LH	48" Diameter Round	-	-	-	-	-	-	-	1720
AX3030/LH	30" Square	-	-	-	-	765	1120	1065	1420
AX3636/LH	36" Square	-	-	-	-	840	1220	1140	1520
AX4242/LH	42" Square	-	-	-	-	-	-	-	1620
AX4848/LH	48" Square	-	-	-	-	-	-	-	1720
AX4824/LH	48" X 24" Rectangular	-	-	-	-	-	1220	-	1520
AX4830/LH	48" X 30" Rectangular	-	-	-	-	-	1420	-	1720
AX6024/LH	60" X 24" Rectangular	-	-	-	-	-	1520	-	2120
AX6030/LH	60" X 30" Rectangular	-	-	-	-	-	1720	-	2320
AX7224/LH	72" X 24" Rectangular	-	-	-	-	-	1720	-	2320
AX7230/LH	72" X 30" Rectangular	-	-	-	-	-	1920	-	2520
AX7236/LH	72" x 36" Rectangular	\$2085	2294	2685	2894	-	2120	-	2720
AX9624/LH	96" X 24" Rectangular	-	-	-	-	-	2020	-	2620
AX9630/LH	96" X 30" Rectangular	-	-	-	-	-	2320	-	2920
AX9636/LH	96" X 36" Rectangular	-	-	-	-	-	2520	-	3120
AX9642/LH	96" X 42" Rectangular	-	-	-	-	-	2620	-	3220

Model #	Description & Sizes	X BASE	X BASE	DISC BASE	DISC BASE	X BASE	X BASE	DISC BASE	DISC BASE
		CLEAR GLASS TOP	WHITE GLASS TOP	CLEAR GLASS TOP	WHITE GLASS TOP	LAMINATE TOP	WOOD TOP	LAMINATE TOP	WOOD TOP
<b>DESK HEIGHT 29"      SIN #711-11</b>									
AX2424SH/DH	24" x 24" Shaped Soft Corner	\$779	988	1079	1288	615	920	915	1220
AX4830SH/DH	48" x 30" Shaped Soft Corner	\$1,092	1301	1392	1601	915	1320	1215	1620
AX30D/DH	30" Diameter Round	\$831	1040	1131	1340	765	1120	1065	1420
AX36D/DH	36" Diameter Round	\$883	1092	1183	1392	840	1220	1140	1520
AX42D/DH	42" Diameter Round	\$988	1197	1288	1497	915	1320	1215	1620
AX48D/DH	48" Diameter Round	-	-	-	-	-	-	-	1720
AX3030/DH	30" Square	-	-	-	-	765	1120	1065	1420
AX3636/DH	36" Square	-	-	-	-	840	1220	1140	1520
AX4242/DH	42" Square	-	-	-	-	-	-	-	1620
AX4848/DH	48" Square	-	-	-	-	-	-	-	1720
AX4824/DH	48" X 24" Rectangular	-	-	-	-	-	1220	-	1520
AX4830/DH	48" X 30" Rectangular	-	-	-	-	-	1420	-	1720
AX6024/DH	60" X 24" Rectangular	-	-	-	-	-	1520	-	2120
AX6030/DH	60" X 30" Rectangular	-	-	-	-	-	1720	-	2320
AX7224/DH	72" X 24" Rectangular	-	-	-	-	-	1720	-	2320
AX7230/DH	72" X 30" Rectangular	-	-	-	-	-	1920	-	2520
AX7236/DH	72" x 36" Rectangular	\$2,085	2294	2685	2894	-	2120	-	2720
AX9624/DH	96" X 24" Rectangular	-	-	-	-	-	2020	-	2620
AX9630/DH	96" X 30" Rectangular	-	-	-	-	-	2320	-	2920
AX9636/DH	96" X 36" Rectangular	-	-	-	-	-	2520	-	3120
AX9642/DH	96" X 42" Rectangular	-	-	-	-	-	2620	-	3220
<b>BAR HEIGHT 42"      SIN #711-11</b>									
AX2424SH/BH	24" x 24" Shaped Soft Corner	\$883	1092	1183	1392	715	1020	1015	1320
AX4830SH/BH	48" x 30" Shaped Soft Corner	\$1,197	1406	1497	1706	1015	1420	1315	1720
AX30D/BH	30" Diameter Round	\$935	1144	1235	1444	865	1220	1165	1520
AX36D/BH	36" Diameter Round	\$988	1197	1288	1497	940	1320	1240	1620
AX42D/BH	42" Diameter Round	-	-	1488	1697	-	-	1315	1720
AX48D/BH	48" Diameter Round	-	-	-	-	-	-	-	1920
AX3030/BH	30" Square	-	-	-	-	865	1220	1165	1520
AX3636/BH	36" Square	-	-	-	-	940	1320	1240	1620
AX4242/BH	42" Square	-	-	-	-	-	-	-	1720
AX4848/BH	48" Square	-	-	-	-	-	-	-	1920
AX4824/BH	48" X 24" Rectangular	-	-	-	-	-	1320	-	1620
AX4830/BH	48" X 30" Rectangular	-	-	-	-	-	1520	-	1820
AX6024/BH	60" X 24" Rectangular	-	-	-	-	-	1620	-	2220
AX6030/BH	60" X 30" Rectangular	-	-	-	-	-	1820	-	2420
AX7224/BH	72" X 24" Rectangular	-	-	-	-	-	1820	-	2420
AX7230/BH	72" X 30" Rectangular	-	-	-	-	-	2020	-	2620
AX7236/BH	72" x 36" Rectangular	\$2,189	2398	2789	2998	-	2220	-	2820
AX9624/BH	96" X 24" Rectangular	-	-	-	-	-	2120	-	2720
AX9630/BH	96" X 30" Rectangular	-	-	-	-	-	2420	-	3020
AX9636/BH	96" X 36" Rectangular	-	-	-	-	-	2620	-	3220
AX9642/BH	96" X 42" Rectangular	-	-	-	-	-	2720	-	3320

# Axium

## STANDARD SPECIFICATIONS

### X Base and Column

Polished or matte black powder coat base has nylon glides for soft surface

### Disc Base and Column

Brushed stainless steel or matte black powder coat base has height adjustable nylon glides for soft surface

**All tables have a single central base except any size larger than 48x30 which will have 2 bases**

### Glass Tops

Tempered Safety Glass, Clear Glass or White Back Painted

### Wood Tops

3/4" FSC certified superior grade Birch plywood veneer core, with expressed plywood knife edge, finished to match the table surface Oak or Walnut finish

### Laminate Tops

Wilsonart Designer White High Pressure Laminate with equal balanced backer on 3/4" superior grade CARB particle board, with white 3mm Nylon edging

## FOR ORDERING, SPECIFY:

### - X Base or Disc Base

- For X Base and column: polished or matte black powder coat
- For Disc Base and column: brushed stainless steel or matte black powder coat

### - For Glass: Clear or White Back Painted

### - For Wood: Oak or Walnut Finish

**For 72 x 36" Glass tops, please check lead time with Customer Service**

## DIMENSIONS (IN INCHES)

42" Square

48" Diameter Round

30" X 24" Rectangular

36" X 24" Rectangular

36" X 30" Rectangular

42" X 24" Rectangular

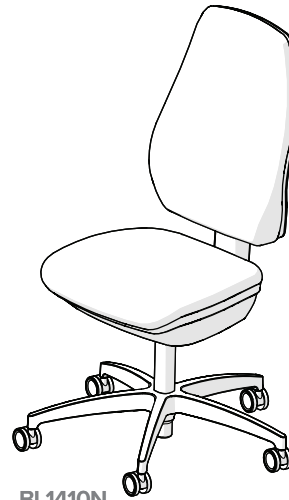
42" X 30" Rectangular

This page intentionally left blank

# Basis, Syncro, Contour I



**BL1310N**  
Shown with optional arms



**BL1410N**

Model #	Description	A/ COM	B	C/COL	D	E	F	G	H	I	J/LTH
<b>MEDIUM BACK TASK CHAIR SIN #711-18</b>											
BL1310N	Basis	\$678	700	743	786	829	872	915	958	1002	1045
BL1300N	Basis with seat tilt	\$783	804	847	890	934	977	1020	1063	1106	1149
SL1350N	Syncro	\$835	857	900	943	986	1029	1072	1115	1158	1201
CT2320N	Contour	\$919	940	983	1026	1069	1113	1156	1199	1242	1285
<b>TALL BACK TASK CHAIR SIN #711-18</b>											
BL1410N	Basis	\$730	754	802	850	897	945	993	1041	1088	1136
BL1400N	Basis with seat tilt	\$835	859	907	954	1002	1050	1097	1145	1193	1240
SL1450N	Syncro	\$887	911	959	1006	1054	1102	1150	1197	1245	1293
CT2340N	Contour	\$971	995	1042	1090	1138	1185	1233	1281	1329	1376
<b>MEDIUM BACK STOOL SIN #711-18</b>											
Medium Height											
BL1310-660N	Basis medium stool	\$804	825	868	911	954	998	1041	1084	1127	1170
BL8328-660N	Basis medium stool with seat tilt	\$908	930	973	1016	1059	1102	1145	1188	1231	1275
SL1358-660N	Syncro medium stool	\$960	982	1025	1068	1111	1154	1197	1241	1284	1327
CT2328-660N	Contour medium stool	\$1044	1066	1109	1152	1195	1238	1281	1324	1367	1410
Tall Height											
BL1310-680N	Basis tall stool	\$825	846	889	932	975	1018	1062	1105	1148	1191
BL8388N	Basis tall stool with seat tilt	\$929	951	994	1037	1080	1123	1166	1209	1252	1295
SL1358-680N	Syncro tall stool	\$981	1003	1046	1089	1132	1175	1218	1261	1305	1348
CT2388-680N	Contour tall stool	\$1065	1086	1130	1173	1216	1259	1302	1345	1388	1431

# Basis, Syncro, Contour I

## STANDARD SPECIFICATIONS

**Height adjustable back**  
Provides 3" adjustment range for back and lumbar

**Footring for stools**  
Polished 20" diameter with simple rotation/lock

**Base**  
Black nylon 5 star base

**Carpet casters**  
Hard wheel free rolling casters for soft surface

## OPTIONAL SPECIFICATIONS

<b>HA2 arms</b>	Adjusts 4" in height	\$152
	Black stem, soft durable PU pads	
<b>OM42WA arms</b>	Adjusts 4" in height and width	\$214
	Black stem, soft durable PU pads	
<b>Sliding seat</b>	Syncro version only	\$99
<b>Base</b>	Polished aluminum 5 star base	\$141
<b>Hard floor casters</b>	Soft wheel braking casters for hard floor	\$37
<b>Carpet glides</b>	Nylon glides for carpet surface	\$21
<b>Contrasting fabric</b>	Different fabric for seat and back	\$37

## SIN #711-18

## DIMENSIONS (IN INCHES)

### MEDIUM BACK TASK CHAIR

Seat	19W x 18D x 16-21H
Back	16W x 16-19H
Overall	27W x 27D

### TALL BACK TASK CHAIR

Seat	19W x 18D x 16-21H
Back	16W x 22-25H
Overall	27W x 27D

### MEDIUM BACK STOOL

Seat - medium stool	19W x 18D x 19-26H
Seat - tall stool	19W x 18D x 23-32H
Back	16W x 16-19H
Overall	27W x 27D

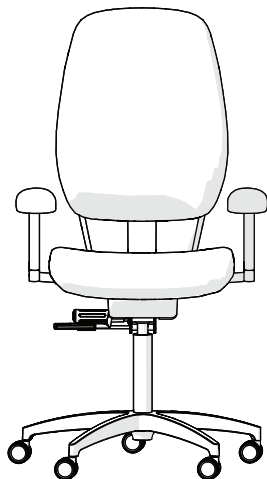
## COM/COL

## COM

## COL

		Yd.	Sq. Ft.
<b>Seat only</b>	All models	1.00	18
<b>Back only</b>	Medium back	1.00	18
<b>Complete chair</b>	Complete chair with medium back	1.10	20
<b>Back only</b>	Tall back	1.00	18
<b>Complete chair</b>	Complete chair with tall back	1.25	23

# Basis, Syncro, Contour II



**BL1410P**  
Shown with optional arms



**BL1310-660P**  
Shown with optional arms

Model #	Description	A/ COM	B	C/COL	D	E	F	G	H	I	J/LTH
<b>MEDIUM BACK TASK CHAIR SIN #711-18</b>											
BL1310P	Basis	\$730	755	805	854	903	953	1002	1052	1101	1151
BL1300P	Basis with seat tilt	\$835	860	909	959	1008	1057	1107	1156	1206	1255
SL1350P	Syncro	\$887	912	961	1011	1060	1110	1159	1208	1258	1307
CT2320P	Contour	\$971	996	1045	1094	1144	1193	1243	1292	1342	1391
<b>TALL BACK TASK CHAIR SIN #711-18</b>											
BL1410P	Basis	\$783	810	865	921	976	1031	1086	1141	1197	1252
BL1400P	Basis with seat tilt	\$887	915	970	1025	1080	1135	1191	1246	1301	1356
SL1450P	Syncro	\$939	967	1022	1077	1133	1188	1243	1298	1353	1408
CT2340P	Contour	\$1023	1051	1106	1161	1216	1271	1327	1382	1437	1492
<b>MEDIUM BACK STOOL SIN #711-18</b>											
Medium Height											
BL1310-660P	Basis medium stool	\$856	881	930	979	1029	1078	1128	1177	1227	1276
BL1300-660P	Basis medium stool with seat tilt	\$960	985	1034	1084	1133	1183	1232	1282	1331	1380
SL1350-660P	Syncro medium stool	\$1013	1037	1087	1136	1186	1235	1284	1334	1383	1433
CT2320-660P	Contour medium stool	\$1096	1121	1170	1220	1269	1319	1368	1417	1467	1516
Tall Height											
BL1310-680P	Basis tall stool	\$877	901	951	1000	1050	1099	1149	1198	1247	1297
BL1300-680P	Basis tall stool with seat tilt	\$981	1006	1055	1105	1154	1204	1253	1303	1352	1401
SL1350-680P	Syncro tall stool	\$1034	1058	1108	1157	1207	1256	1305	1355	1404	1454
CT2320-680P	Contour tall stool	\$1117	1142	1191	1241	1290	1340	1389	1438	1488	1537



# Basis, Syncro, Contour II

## STANDARD SPECIFICATIONS

<b>Height adjustable back</b>	Provides 3" adjustment range for back and lumbar
<b>Footring for stools</b>	Polished 20" diameter with simple rotation/lock
<b>Base</b>	Black nylon 5 star base
<b>Carpet casters</b>	Hard wheel free rolling casters for soft surface

## OPTIONAL SPECIFICATIONS

<b>HA2 arms</b>	Height adjustable arms	\$152
	Black stem, soft durable PU pads	
<b>OM42WA arms</b>	Adjusts height and width	\$214
	Black stem, soft durable PU pads	
<b>Sliding seat</b>	Syncro version only	\$99
<b>Base</b>	Polished aluminum 5 star base	\$141
<b>Hard floor casters</b>	Soft wheel braking casters for hard floor	\$37
<b>Carpet glides</b>	Nylon glides for carpet surface	\$21
<b>Contrasting fabric</b>	Different fabric for seat and back	\$37
<b>SIN #711-18</b>		

## DIMENSIONS (IN INCHES)

### MEDIUM BACK TASK CHAIR

Seat	19W x 18D x 16-21H
Back	19W x 20-23H
Overall	27W x 27D

### TALL BACK TASK CHAIR

Seat	19W x 18D x 16-21H
Back	19W x 24-27H
Overall	27W x 27D

### MEDIUM BACK STOOL

Seat - medium stool	19W x 18D x 19-26H
Seat - tall stool	19W x 18D x 23-32H
Back	19W x 20-23H
Overall	27W x 27D


## COM/COL

## COM

## COL

		<b>Yd.</b>	<b>Sq. Ft.</b>
<b>Seat only</b>	All models	1.00	18
<b>Back only</b>	Medium back	1.00	18
<b>Complete chair</b>	Complete chair with medium back	1.20	22
<b>Back only</b>	Tall back	1.00	18
<b>Complete chair</b>	Complete chair with tall back	1.30	23

# Beam: Cempa



FI75310B3S3

Model #	Description	A/ COM	B	C/COL	D	E	F	G	H	I	J/LTH
<b>POLY SHELL</b>		<b>SIN #711-17</b>									
FI75300B3S3	3 seats, no arms	\$2349	-	-	-	-	-	-	-	-	-
FI75300B3S2C	2 seats, no arms, center table	\$2037	-	-	-	-	-	-	-	-	-
FI75300B3S2E	2 seats, no arms, end table	\$2037	-	-	-	-	-	-	-	-	-
FI75300B5S5	5 seats, no arms	\$3915	-	-	-	-	-	-	-	-	-
FI75300B5S4C	4 seats, no arms, center table	\$3603	-	-	-	-	-	-	-	-	-
FI75300B5S4E	4 seats, no arms, end table	\$3603	-	-	-	-	-	-	-	-	-
<b>POLY SHELL WITH UPHOLSTERED SEAT PAD</b>		<b>SIN #711-17</b>									
FI75310B3S3	3 seats, no arms	\$2601	2646	2742	2835	2928	3024	3117	3210	3306	3399
FI75310B3S2C	2 seats, no arms, center table	\$2205	2235	2299	2361	2423	2487	2549	2611	2675	2737
FI75310B3S2E	2 seats, no arms, end table	\$2205	2235	2299	2361	2423	2487	2549	2611	2675	2737
FI75310B5S5	5 seats, no arms	\$4335	4410	4570	4725	4880	5040	5195	5350	5510	5665
FI75310B5S4C	4 seats, no arms, center table	\$3939	3999	4127	4251	4375	4503	4627	4751	4879	5003
FI75310B5S4E	4 seats, no arms, end table	\$3939	3999	4127	4251	4375	4503	4627	4751	4879	5003
<b>FULLY UPHOLSTERED SHELL</b>		<b>SIN #711-17</b>									
FI75320B3S3	3 seats, no arms	\$3288	3375	3549	3720	3894	4065	4239	4410	4584	4755
FI75320B3S2C	2 seats, no arms, center table	\$2663	2721	2837	2951	3067	3181	3297	3411	3527	3641
FI75320B3S2E	2 seats, no arms, end table	\$2663	2721	2837	2951	3067	3181	3297	3411	3527	3641
FI75320B5S5	5 seats, no arms	\$5480	5625	5915	6200	6490	6775	7065	7350	7640	7925
FI75320B5S4C	4 seats, no arms, center table	\$4855	4971	5203	5431	5663	5891	6123	6351	6583	6811
FI75320B5S4E	4 seats, no arms, end table	\$4855	4971	5203	5431	5663	5891	6123	6351	6583	6811

# Beam: Cempa

## STANDARD SPECIFICATIONS

### Seat

See Cempa section

### Table

Black textured laminate foil

### Beam

Powder coated black metal

### Legs

Polished aluminum

### Glides

Height adjustable for leveling, black nylon

## OPTIONAL SPECIFICATIONS

### End to end connection

To connect 2 sets of beam seating end to end \$131

### Back to back connection

To connect 2 sets of beam seating back to back \$131

### SIN #711-17

## DIMENSIONS (IN INCHES)

### Seat height - all models

17.5"H

### Width and depth:

#### 3 position beam:

66"W x 25"D

#### 5 position beam:

108"W x 25"D

### Back to back connection

Overall 51"D

### Seat Dimensions (in inches)

See Cempa section

### Table

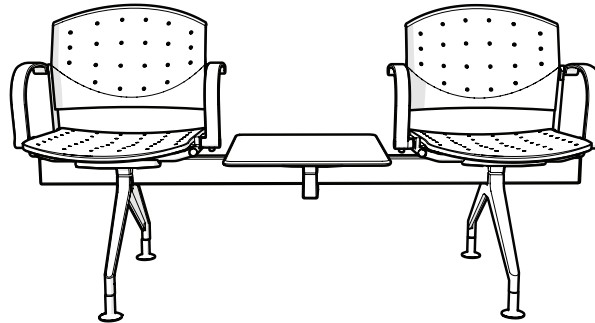
20"Wx 18"D

## COM/COL

See Cempa section

Model #	Description	A/ COM	B	C/COL	D	E	F	G	H	I	J/LTH
<b>WOOD SHELL</b>		<b>SIN #711-17</b>									
Wood shell is standard in oak. For walnut shell, add \$84 per seat.											
FI75600B3S3	3 seats, no arms	\$3165	-	-	-	-	-	-	-	-	-
FI75600B3S2C	2 seats, no arms, center table	\$2581	-	-	-	-	-	-	-	-	-
FI75600B3S2E	2 seats, no arms, end table	\$2581	-	-	-	-	-	-	-	-	-
FI75600B5S5	5 seats, no arms	\$5275	-	-	-	-	-	-	-	-	-
FI75600B5S4C	4 seats, no arms, center table	\$4691	-	-	-	-	-	-	-	-	-
FI75600B5S4E	4 seats, no arms, end table	\$4691	-	-	-	-	-	-	-	-	-
<b>WOOD SHELL WITH UPHOLSTERED SEAT PAD</b>		<b>SIN #711-17</b>									
Wood shell is standard in oak. For walnut shell, add \$84 per seat.											
FI75610B3S3	3 seats, no arms	\$3414	3462	3555	3651	3744	3837	3933	4026	4119	4215
FI75610B3S2C	2 seats, no arms, center table	\$2747	2779	2841	2905	2967	3029	3093	3155	3217	3281
FI75610B3S2E	2 seats, no arms, end table	\$2747	2779	2841	2905	2967	3029	3093	3155	3217	3281
FI75610B5S5	5 seats, no arms	\$5690	5770	5925	6085	6240	6395	6555	6710	6865	7025
FI75610B5S4C	4 seats, no arms, center table	\$5023	5087	5211	5339	5463	5587	5715	5839	5963	6091
FI75610B5S4E	4 seats, no arms, end table	\$5023	5087	5211	5339	5463	5587	5715	5839	5963	6091

# Beam: Eddy



ED4502B3S2C

Model #	Description	A/ COM	B	C/COL	D	E	F	G	H	I	J/LTH
<b>POLY SEAT AND BACK SIN #711-17</b>											
ED4500B3S3	3 seats, no arms	\$1737	-	-	-	-	-	-	-	-	-
ED4502B3S3	3 seats, shared arms	\$1909	-	-	-	-	-	-	-	-	-
ED4500B3S2C	2 seats, no arms, center table	\$1628	-	-	-	-	-	-	-	-	-
ED4502B3S2C	2 seats, with arms, center table	\$1743	-	-	-	-	-	-	-	-	-
ED4500B3S2E	2 seats, no arms, end table	\$1628	-	-	-	-	-	-	-	-	-
ED4502B3S2E	2 seats, shared arms, end table	\$1743	-	-	-	-	-	-	-	-	-
ED4500B5S5	5 seats, no arms	\$2895	-	-	-	-	-	-	-	-	-
ED4502B5S5	5 seats, shared arms	\$3182	-	-	-	-	-	-	-	-	-
ED4500B5S4C	4 seats, no arms, center table	\$2786	-	-	-	-	-	-	-	-	-
ED4502B5S4C	4 seats, shared arms, center table	\$3016	-	-	-	-	-	-	-	-	-
ED4500B5S4E	4 seats, no arms, end table	\$2786	-	-	-	-	-	-	-	-	-
ED4502B5S4E	4 seats, shared arms, end table	\$3016	-	-	-	-	-	-	-	-	-
<b>UPHOLSTERED SEAT PAD / POLY BACK SIN #711-17</b>											
ED4510B3S3	3 seats, no arms	\$1988	2035	2129	2223	2317	2411	2505	2599	2693	2787
ED4512B3S3	3 seats, shared arms	\$2160	2207	2301	2395	2489	2583	2677	2771	2865	2959
ED4510B3S2C	2 seats, no arms, center table	\$1795	1827	1889	1952	2015	2077	2140	2203	2266	2328
ED4512B3S2C	2 seats, with arms, center table	\$1910	1942	2004	2067	2130	2192	2255	2318	2381	2443
ED4510B3S2E	2 seats, no arms, end table	\$1795	1827	1889	1952	2015	2077	2140	2203	2266	2328
ED4512B3S2E	2 seats, shared arms, end table	\$1910	1942	2004	2067	2130	2192	2255	2318	2381	2443
ED4510B5S5	5 seats, no arms	\$3313	3391	3548	3705	3861	4018	4175	4332	4488	4645
ED4512B5S5	5 seats, shared arms	\$3600	3678	3835	3992	4149	4305	4462	4619	4776	4932
ED4510B5S4C	4 seats, no arms, center table	\$3120	3183	3308	3434	3559	3685	3810	3935	4061	4186
ED4512B5S4C	4 seats, shared arms, center table	\$3350	3413	3538	3664	3789	3915	4040	4165	4291	4416
ED4510B5S4E	4 seats, no arms, end table	\$3120	3183	3308	3434	3559	3685	3810	3935	4061	4186
ED4512B5S4E	4 seats, shared arms, end table	\$3350	3413	3538	3664	3789	3915	4040	4165	4291	4416

# Beam: Eddy

## STANDARD SPECIFICATIONS

### Seat

See Eddy section

### Table

Black textured laminate foil

### Beam

Powder coated black metal

### Legs

Polished aluminum

### Glides

Height adjustable for leveling, black nylon

## OPTIONAL SPECIFICATIONS

**End to end connection** To connect 2 sets of beam seating end to end \$131

**Back to back connection** To connect 2 sets of beam seating back to back \$131

SIN #711-17

## DIMENSIONS (IN INCHES)

**Seat height - all models** 17.5"H

**Width and depth:**

**3 position beam:** 66"W x 25"D

**5 position beam:** 108"W x 25"D

**Back to back connection** Overall 51"D

**Seat Dimensions (in inches)** See Eddy section

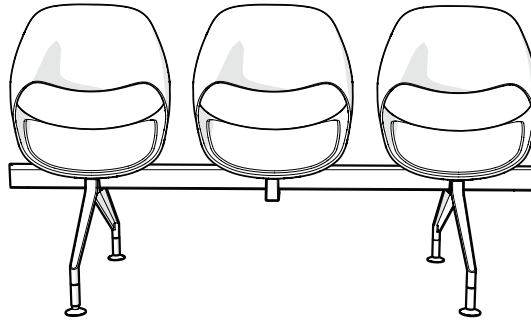
**Table** 20"Wx 18"D

## COM/COL

See Eddy section

Model #	Description	A/ COM	B	C/COL	D	E	F	G	H	I	J/LTH
UPHOLSTERED SEAT AND BACK PADS ON POLY SIN #711-17											
ED4520B3S3	3 seats, no arms	\$2207	2278	2419	2560	2701	2842	2983	3124	3265	3406
ED4522B3S3	3 seats, shared arms	\$2379	2450	2591	2732	2873	3014	3155	3296	3438	3579
ED4520B3S2C	2 seats, no arms, center table	\$1942	1989	2083	2177	2271	2365	2459	2553	2647	2741
ED4522B3S2C	2 seats, with arms, center table	\$2057	2104	2198	2292	2386	2480	2574	2668	2762	2856
ED4520B3S2E	2 seats, no arms, end table	\$1942	1989	2083	2177	2271	2365	2459	2553	2647	2741
ED4522B3S2E	2 seats, shared arms, end table	\$2057	2104	2198	2292	2386	2480	2574	2668	2762	2856
ED4520B5S5	5 seats, no arms	\$3678	3796	4031	4266	4501	4736	4972	5207	5442	5677
ED4522B5S5	5 seats, shared arms	\$3966	4083	4318	4554	4789	5024	5259	5494	5729	5964
ED4520B5S4C	4 seats, no arms, center table	\$3413	3507	3695	3883	4071	4259	4448	4636	4824	5012
ED4522B5S4C	4 seats, shared arms, center table	\$3643	3737	3925	4113	4301	4489	4677	4866	5054	5242
ED4520B5S4E	4 seats, no arms, end table	\$3413	3507	3695	3883	4071	4259	4448	4636	4824	5012
ED4522B5S4E	4 seats, shared arms, end table	\$3643	3737	3925	4113	4301	4489	4677	4866	5054	5242

# Beam: Little Perillo XS



LP18510XSB3S3

Model #	Description	A/ COM	B	C/COL	D	E	F	G	H	I	J/LTH
<b>POLY SHELL</b>		<b>SIN #711-17</b>									
LP18500XSB3S3	3 seats	\$2970	-	-	-	-	-	-	-	-	-
LP18500XSB3S2C	2 seats, center table	\$2451	-	-	-	-	-	-	-	-	-
LP18500XSB3S2E	2 seats, end table	\$2451	-	-	-	-	-	-	-	-	-
LP18500XSB5S5	5 seats	\$4950	-	-	-	-	-	-	-	-	-
LP18500XSB5S4C	4 seats, center table	\$4431	-	-	-	-	-	-	-	-	-
LP18500XSB5S4E	4 seats, end table	\$4431	-	-	-	-	-	-	-	-	-
<b>POLY SHELL WITH UPHOLSTERED SEAT PAD</b>		<b>SIN #711-17</b>									
LP18510XSB3S3	3 seats	\$3597	3645	3738	3831	3927	4020	4113	4209	4302	4398
LP18510XSB3S2C	2 seats, center table	\$2869	2901	2963	3025	3089	3151	3213	3277	3339	3403
LP18510XSB3S2E	2 seats, end table	\$2869	2901	2963	3025	3089	3151	3213	3277	3339	3403
LP18510XSB5S5	5 seats	\$5995	6075	6230	6385	6545	6700	6855	7015	7170	7330
LP18510XSB5S4C	4 seats, center table	\$5267	5331	5455	5579	5707	5831	5955	6083	6207	6335
LP18510XSB5S4E	4 seats, end table	\$5267	5331	5455	5579	5707	5831	5955	6083	6207	6335
<b>FULLY UPHOLSTERED SHELL</b>		<b>SIN #711-17</b>									
LP18550XSB3S3	3 seats	\$4539	4662	4914	5166	5415	5667	5916	6168	6420	6669
LP18550XSB3S2C	2 seats, center table	\$3497	3579	3747	3915	4081	4249	4415	4583	4751	4917
LP18550XSB3S2E	2 seats, end table	\$3497	3579	3747	3915	4081	4249	4415	4583	4751	4917
LP18550XSB5S5	5 seats	\$7565	7770	8190	8610	9025	9445	9860	10280	10700	11115
LP18550XSB5S4C	4 seats, center table	\$6523	6687	7023	7359	7691	8027	8359	8695	9031	9363
LP18550XSB5S4E	4 seats, end table	\$6523	6687	7023	7359	7691	8027	8359	8695	9031	9363

Note: The above is all for XS (Slim) version of Little Perillo.  
For standard version, add \$50 per seat

# Beam: Little Perillo XS

## STANDARD SPECIFICATIONS

### Seat

See Little Perillo section

### Table

Black textured laminate foil

### Beam

Powder coated black metal

### Legs

Polished aluminum

### Glides

Height adjustable for leveling, black nylon

## OPTIONAL SPECIFICATIONS

**End to end connection** To connect 2 sets of beam seating end to end \$131

**Back to back connection** To connect 2 sets of beam seating back to back \$131

SIN #711-17

## DIMENSIONS (IN INCHES)

**Seat height - all models** 17.5"H

**Width and depth:**

**3 position beam:** 66"W x 25"D

**5 position beam:** 108"W x 25"D

**Back to back connection** Overall 51"D

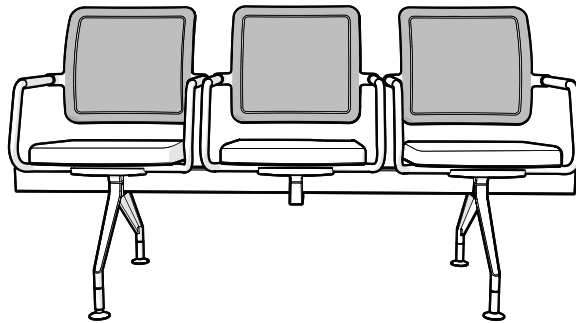
**Seat Dimensions (in inches)** See Little Perillo section

**Table** 20"Wx 18"D

## COM/COL

See Little Perillo section

# Beam: Logan



Model #	Description	A/ COM	B	C/COL	D	E	F	G	H	I	J/LTH
<b>RAISED MESH BACK</b>		<b>SIN #711-17</b>									
LN81800B3S3	3 seats	\$3010	3049	3127	3206	3284	3362	3441	3519	3597	3676
LN81800B3S2C	2 seats, center table	\$3166	3206	3284	3362	3441	3519	3597	3676	3754	3833
LN81800B3S2E	2 seats, end table	\$3166	3206	3284	3362	3441	3519	3597	3676	3754	3833
LN81800B5S5	5 seats	\$5016	5081	5212	5343	5473	5604	5734	5865	5996	6126
LN81800B5S4C	4 seats, center table	\$5173	5238	5369	5499	5630	5761	5891	6022	6152	6283
LN81800B5S4E	4 seats, end table	\$5173	5238	5369	5499	5630	5761	5891	6022	6152	6283
<b>FULLY UPHOLSTERED BACK</b>		<b>SIN #711-17</b>									
LN81885B3S3	3 seats	\$3072	3166	3354	3543	3731	3919	4107	4295	4483	4671
LN81885B3S2C	2 seats, center table	\$3229	3323	3511	3699	3887	4076	4264	4452	4640	4828
LN81885B3S2E	2 seats, end table	\$3229	3323	3511	3699	3887	4076	4264	4452	4640	4828
LN81885B5S5	5 seats	\$5121	5277	5591	5904	6218	6531	6845	7158	7472	7785
LN81885B5S4C	4 seats, center table	\$5277	5434	5748	6061	6375	6688	7002	7315	7629	7942

## STANDARD SPECIFICATIONS

### Seat

See Logan section

### Table

Black textured laminate foil

### Beam

Powder coated black metal

### Legs

Polished aluminum

### Glides

Height adjustable for leveling, black nylon

## OPTIONAL SPECIFICATIONS

**End to end connection** To connect 2 sets of beam seating end to end \$131

**Back to back connection** To connect 2 sets of beam seating back to back \$131

SIN #711-17

## DIMENSIONS (IN INCHES)

**Seat height - all models** 17.5"H

### Width and depth:

**3 position beam:** 74"W x 25"D

**5 position beam:** 120"W x 25"D

**Back to back connection** Overall 51"D

**Seat Dimensions (in inches)** See Logan section

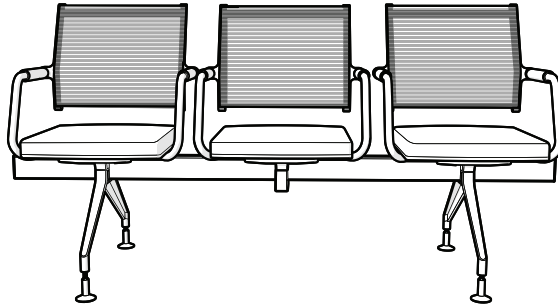
**Table** 20"Wx 18"D

## COM/COL

See Logan section



# Beam: Lordo



Model #	Description	A/ COM	B	C/COL	D	E	F	G	H	I	J/LTH
<b>RAISED ELASTICIZED BACK</b> SIN #711-17											
LO33300B3S3	3 seats	\$3323	3362	3441	3519	3597	3676	3754	3833	3911	3989
LO33300B3S2C	2 seats, center table	\$3480	3519	3597	3676	3754	3833	3911	3989	4068	4146
LO33300B3S2E	2 seats, end table	\$3480	3519	3597	3676	3754	3833	3911	3989	4068	4146
LO33300B5S5	5 seats	\$5539	5604	5734	5865	5996	6126	6257	6388	6518	6649
LO33300B5S4C	4 seats, center table	\$5695	5761	5891	6022	6152	6283	6414	6544	6675	6806
LO33300B5S4E	4 seats, end table	\$5695	5761	5891	6022	6152	6283	6414	6544	6675	6806

## STANDARD SPECIFICATIONS

### Seat

See Lordo section

### Table

Black textured laminate foil

### Beam

Powder coated black metal

### Legs

Polished aluminum

### Glides

Height adjustable for leveling, black nylon

## OPTIONAL SPECIFICATIONS

### End to end connection

To connect 2 sets of beam seating end to end      \$131

### Back to back connection

To connect 2 sets of beam seating back to back      \$131

SIN #711-17

## DIMENSIONS (IN INCHES)

Seat height - all models      17.5"H

### Width and depth:

3 position beam:      74"W x 25"D

5 position beam:      120"W x 25"D

Back to back connection      Overall 51"D


Seat Dimensions (in inches)      See Lordo section

Table      20"Wx 18"D

## COM/COL

See Lordo section

# Beam: Siamo



Model #	Description	A/ COM	B	C/COL	D	E	F	G	H	I	J/LTH
<b>NO ARMS</b>		<b>SIN #711-17</b>									
SM16680B3S3	3 seats	\$2379	2466	2638	2811	2983	3155	3328	3500	3673	3845
SM16680B3S2C	2 seats, center table	\$2536	2622	2795	2967	3140	3312	3485	3657	3829	4002
SM16680B3S2E	2 seats, end table	\$2536	2622	2795	2967	3140	3312	3485	3657	3829	4002
SM16680B5S5	5 seats	\$3966	4109	4397	4684	4972	5259	5546	5834	6121	6408
SM16680B5S4C	4 seats, center table	\$4123	4266	4554	4841	5128	5416	5703	5990	6278	6565
SM16680B5S4E	4 seats, end table	\$4123	4266	4554	4841	5128	5416	5703	5990	6278	6565
<b>POLY ARMS</b>		<b>SIN #711-17</b>									
SM16682B3S3	3 seats	\$2489	2575	2748	2920	3093	3265	3438	3610	3782	3955
SM16682B3S2C	2 seats, center table	\$2646	2732	2905	3077	3249	3422	3594	3767	3939	4112
SM16682B3S2E	2 seats, end table	\$2646	2732	2905	3077	3249	3422	3594	3767	3939	4112
SM16682B5S5	5 seats	\$4149	4292	4580	4867	5154	5442	5729	6017	6304	6591
SM16682B5S4C	4 seats, center table	\$4305	4449	4736	5024	5311	5599	5886	6173	6461	6748
SM16682B5S4E	4 seats, end table	\$4305	4449	4736	5024	5311	5599	5886	6173	6461	6748
<b>POLISHED METAL ARMS</b>		<b>SIN #711-17</b>									
SM16683B3S3	3 seats	\$2975	3061	3234	3406	3579	3751	3923	4096	4268	4441
SM16683B3S2C	2 seats, center table	\$3132	3218	3391	3563	3735	3908	4080	4253	4425	4597
SM16683B3S2E	2 seats, end table	\$3132	3218	3391	3563	3735	3908	4080	4253	4425	4597
SM16683B5S5	5 seats	\$4959	5102	5390	5677	5964	6252	6539	6826	7114	7401
SM16683B5S4C	4 seats, center table	\$5115	5259	5546	5834	6121	6408	6696	6983	7271	7558
SM16683B5S4E	4 seats, end table	\$5115	5259	5546	5834	6121	6408	6696	6983	7271	7558

## STANDARD SPECIFICATIONS

### Seat

See Siamo section

### Table

Black textured laminate foil

### Beam

Powder coated black metal

### Legs

Polished aluminum

### Glides

Height adjustable for leveling, black nylon

## OPTIONAL SPECIFICATIONS

### End to end connection

To connect 2 sets of beam seating end to end \$131

### Back to back connection

To connect 2 sets of beam seating back to back \$131

### SIN #711-17

## DIMENSIONS (IN INCHES)

Seat height - all models 17.5"H

### Width and depth:

3 position beam: 74"W x 25"D

5 position beam: 120"W x 25"D

Back to back connection Overall 51"D

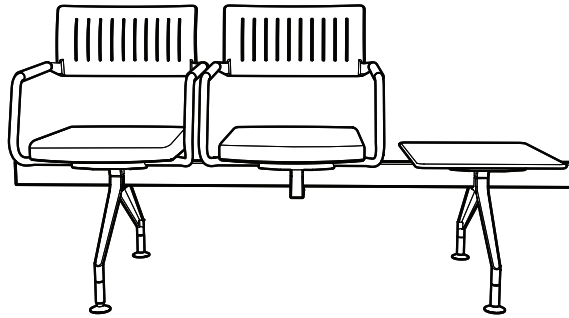
Seat Dimensions (in inches) See Siamo section

Table 20"W x 18"D

## COM/COL

See Siamo section

# Beam: Teo



Model #	Description	A/ COM	B	C/COL	D	E	F	G	H	I	J/LTH
<b>POLY BACK</b>		<b>SIN #711-17</b>									
TO9380B3S3	3 seats	\$2693	2732	2811	2889	2967	3046	3124	3202	3281	3359
TO9380B3S2C	2 seats, center table	\$2850	2889	2967	3046	3124	3202	3281	3359	3438	3516
TO9380B3S2E	2 seats, end table	\$2850	2889	2967	3046	3124	3202	3281	3359	3438	3516
TO9380B5S5	5 seats	\$4488	4554	4684	4815	4945	5076	5207	5337	5468	5599
TO9380B5S4C	4 seats, center table	\$4645	4710	4841	4972	5102	5233	5363	5494	5625	5755
TO9380B5S4E	4 seats, end table	\$4645	4710	4841	4972	5102	5233	5363	5494	5625	5755

<b>UPHOLSTERED BACK PAD</b>		<b>SIN #711-17</b>									
TO9390B3S3	3 seats	\$2818	2877	2995	3112	3230	3347	3465	3583	3700	3818
TO9390B3S2C	2 seats, center table	\$2975	3034	3151	3269	3387	3504	3622	3739	3857	3974
TO9390B3S2E	2 seats, end table	\$2975	3034	3151	3269	3387	3504	3622	3739	3857	3974
TO9390B5S5	5 seats	\$4697	4795	4991	5187	5383	5579	5775	5971	6167	6363
TO9390B5S4C	4 seats, center table	\$4854	4952	5148	5344	5540	5736	5932	6128	6324	6519
TO9390B5S4E	4 seats, end table	\$4854	4952	5148	5344	5540	5736	5932	6128	6324	6519

## STANDARD SPECIFICATIONS

### Seat

See Teo section

### Table

Black textured laminate foil

### Beam

Powder coated black metal

### Legs

Polished aluminum

### Glides

Height adjustable for leveling, black nylon

## OPTIONAL SPECIFICATIONS

**End to end connection** To connect 2 sets of beam seating end to end \$131

**Back to back connection** To connect 2 sets of beam seating back to back \$131

SIN #711-17

### DIMENSIONS (IN INCHES)

**Seat height - all models** 17.5"H

**Width and depth:**

**3 position beam:** 74"W x 25"D

**5 position beam:** 120"W x 25"D

**Back to back connection** Overall 51"D


**Seat Dimensions (in inches)** See Teo section

**Table** 20"W x 18"D

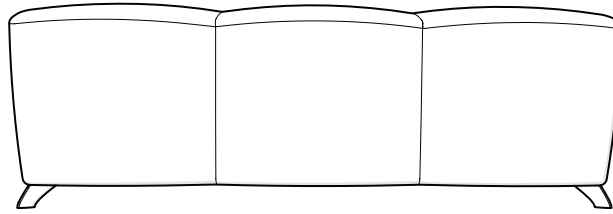
### COM/COL

See Teo section


# Bobo



BO3160



BO3360



BO3149

Model #	Description	A/ COM	B	C/COL	D	E	F	G	H	I	J/LTH
<b>BOBO BENCH AND OTTOMAN</b>		<b>SIN #711-16</b>									
BO3160	Ottoman	\$1019	1061	1144	1228	1311	1395	1479	1562	1646	1729
BO3360	Three seat bench	\$1698	1784	1957	2129	2302	2474	2646	2819	2991	3164
<b>BABY BOBO</b>		<b>SIN #711-16</b>									
BO3149	Single seat chair, wood back	\$799	831	893	956	1019	1082	1144	1207	1270	1332
BO3149UBR	Single seat chair, upholstered back	\$852	893	977	1061	1144	1228	1311	1395	1479	1562
BO3169	Ottoman	\$596	615	654	694	733	772	811	850	890	929
BO3369	Three seat bench	\$961	998	1071	1144	1217	1291	1364	1437	1510	1583

## STANDARD SPECIFICATIONS

### Wood back

Natural maple finish

### Seat

Tight cushion construction

### Black zipper

For upholstered back versions

### Polished metal feet

For Bobo models

### Natural maple duck feet

For Baby Bobo models

## OPTIONAL SPECIFICATIONS

### Alternative stain for wood backs or for duck feet

See Finishes on Page 94

### Color zippers +\$75

Select blue, yellow, beige or white

### Cal 133 fire code +20%

Fire barrier applied under the upholstery

### SIN #711-16

## DIMENSIONS (IN INCHES)

### BOBO BENCH AND OTTOMAN

<b>BO3160</b>	19W x 19D x 18H
<b>BO3360</b>	53W x 19D x 18H

### BABY BOBO

<b>Seat</b>	14W x 14D x 13H
<b>Back</b>	13W x 12H
<b>Overall</b>	14W x 18D x 25H
<b>BO3169</b>	14W x 14D x 13H
<b>BO3369</b>	35W x 13D x 13H

## COM/COL

## COM

## COL

		Yd.	Sq. Ft.
<b>BO3160</b>		2.00	36
<b>BO3360</b>		3.50	63
<b>BO3149</b>		1.30	23
<b>BO3149UBR</b>	Complete chair	1.50	27
	Seat	1.30	23
	Back	1.10	20
<b>BO3169</b>		1.00	18
<b>BO3369</b>		1.40	25

# Cempa



Model #	Description	A/ COM	B	C/COL	D	E	F	G	H	I	J/LTH
<b>4 POST STACKABLE SIDE CHAIR SIN #711-19</b>											
FI75100	Poly shell	\$365	-	-	-	-	-	-	-	-	-
FI75110	Poly shell with upholstered seat pad	\$448	464	495	527	558	589	621	652	683	715
FI75120	Fully upholstered shell	\$678	707	764	822	879	937	994	1052	1109	1167
FI75200	Wood shell	\$636	-	-	-	-	-	-	-	-	-
FI75210	Wood shell with upholstered seat pad	\$720	736	767	798	830	861	892	924	955	986
<b>4 WOOD LEG SIDE CHAIR SIN #711-18</b>											
FI75700	Poly shell	\$511	-	-	-	-	-	-	-	-	-
FI75710	Poly shell with upholstered seat pad	\$595	610	642	673	704	736	767	798	830	861
FI75720	Fully upholstered shell	\$825	853	911	968	1026	1083	1141	1198	1256	1313
FI75800	Wood shell	\$783	-	-	-	-	-	-	-	-	-
FI75810	Wood shell with upholstered seat pad	\$866	882	913	945	976	1007	1039	1070	1101	1133
<b>4 STAR BASE CHAIR WITH CASTERS SIN #711-18</b>											
FI75500	Poly shell	\$626	-	-	-	-	-	-	-	-	-
FI75510	Poly shell with upholstered seat pad	\$710	725	757	788	819	851	882	913	945	976
FI75520	Fully upholstered shell	\$939	968	1026	1083	1141	1198	1256	1313	1371	1428
FI75600	Wood shell	\$898	-	-	-	-	-	-	-	-	-
FI75610	Wood shell with upholstered seat pad	\$981	997	1028	1060	1091	1122	1154	1185	1216	1248

DIMENSIONS (IN INCHES)		COM/COL	COM	COL
Full shell	18W x 17D x 15H		Yd.	Sq. Ft.
Low back shell	18W x 17D x 8H	Seat pad	0.75	14
Seat height 4 post or 4 wood leg side chair	18H	Fully upholstered shell	1.25	23
Seat height 4 star base chair with casters	18H			
Seat height 5 star base swivel chair with asters	16-21H			
Seat height 5 star swivel base medium stool	19-26H			
Seat height 5 star swivel base tall stool	23-32H			
Seat height 5 star swivel base with casters and writing tablet	18H			
Seat height 4 post bar stool	29H			
Seat height 4 post counter stool	23.5H			
Overall width of all models no arms	20W			
Overall width of all models, with arms	23W			
Diameter of swivel base	26			

Model #	Description	A/ COM	B	C/COL	D	E	F	G	H	I	J/LTH
<b>5 STAR BASE SWIVEL CHAIR WITH CASTERS</b>			<b>SIN #711-18</b>								
F175300	Poly shell	\$626	-	-	-	-	-	-	-	-	-
F175310	Poly shell with upholstered seat pad	\$710	725	757	788	819	851	882	913	945	976
F175320	Fully upholstered shell	\$939	968	1026	1083	1141	1198	1256	1313	1371	1428
F175400	Wood shell	\$898	-	-	-	-	-	-	-	-	-
F175410	Wood shell with upholstered seat pad	\$981	997	1028	1060	1091	1122	1154	1185	1216	1248
	For medium stool version 5 star base swivel chair with casters, specify medium stool	+\$125	-	-	-	-	-	-	-	-	-
	For tall stool version 5 star base swivel chair with casters, specify tall stool	+\$146	-	-	-	-	-	-	-	-	-

Model #	Description	A/ COM	B	C/COL	D	E	F	G	H	I	J/LTH
<b>5 STAR BASE SWIVEL CHAIR WITH CASTERS AND ROTATING WRITING TABLET</b>			<b>SIN #711-18</b>								
F175300WT	Poly shell	\$939	-	-	-	-	-	-	-	-	-
F175310WT	Poly shell with upholstered seat pad	\$1023	1039	1070	1101	1133	1164	1195	1227	1258	1290
F175320WT	Fully upholstered shell	\$1253	1282	1339	1397	1454	1512	1569	1627	1684	1741
F175400WT	Wood shell	\$1211	-	-	-	-	-	-	-	-	-
F175410WT	Wood shell with upholstered seat pad	\$1295	1310	1342	1373	1404	1436	1467	1499	1530	1561

Model #	Description	A/ COM	B	C/COL	D	E	F	G	H	I	J/LTH
<b>4 POST STACKABLE BAR STOOL</b>			<b>SIN #711-19</b>								
F175100BS	Poly shell	\$574	-	-	-	-	-	-	-	-	-
F175110BS	Poly shell with upholstered seat pad	\$657	673	704	736	767	798	830	861	892	924
F175120BS	Fully upholstered shell	\$887	916	973	1031	1088	1146	1203	1261	1318	1376
F175200BS	Wood shell	\$845	-	-	-	-	-	-	-	-	-
F175210BS	Wood shell with upholstered seat pad	\$929	945	976	1007	1039	1070	1101	1133	1164	1195
F175900BS	Low back wood shell	\$845	-	-	-	-	-	-	-	-	-
F175910BS	Low back wood shell with upholstered seat pad	\$929	945	976	1007	1039	1070	1101	1133	1164	1195
	For stackable counter height stool, change BS suffix to CS	+\$21	-	-	-	-	-	-	-	-	-

Note: Other models available on special order. Check pricing and lead time with Customer Service for wire frame skid base and stackable sled frame.

## STANDARD SPECIFICATIONS

### Available on a Beam

See BEAM SEATING

Poly shell (see page 92)

Choose from colors listed below:

White - 420	Standard lead time
Black-200	Standard lead time
Iron Grey - 043	Check lead time with Customer Service
Green - 024	Check lead time with Customer Service
Blue - 040	Check lead time with Customer Service
Yellow - 046	Check lead time with Customer Service
Silver - 400	Check lead time with Customer Service
Red - 800	Check lead time with Customer Service

### Fully Upholstered Shell

Standard with no decorative stitching lines

### Wood shell

Oak Check lead time with Customer Service

### Wood legs

Oak Check lead time with Customer Service

### Frame - stackable 4 post side chair and bar stool

Polished metal or matte black - specify

### 4 star base

Polished metal or matte black - specify

### 5 star base

Polished metal or matte black - specify

### Casters for 4 and 5 star base chairs


Hard wheel free rolling casters for soft surface

### Glides for 4 post and 4 wood leg chairs

Nylon glides for carpet surface

### Stacking information:

- 4 post with no arms	8 chairs
- 4 post with arms	4 chairs
- 4 post bar stool with no arms	8 chairs
- 4 post bar stool with arms	4 chairs
- Wire frame skid base	8 chairs. Special order. Check with Customer Service.
- Wire frame skid base on a mobile cart	20 chairs. Special order. Check with Customer Service.
- Sled with no arms	8 chairs. Special order. Check with Customer Service.
- Sled with arms	4 chairs. Special order. Check with Customer Service.



## OPTIONAL SPECIFICATIONS

Wood shell*	Walnut	+\$84
Wood legs*	Walnut	+\$63
Fully Upholstered Shell	With decorative horizontal stitching lines on front of seat and back	+\$65
Optional arms	Polished aluminum or matte black arms with softskin pads - specify polished or matte black. Arms can be used on all models EXCEPT models with 4 wood legs or with writing tablets	\$209
Stackable writing tablet for 4 post chair or stool*	Frame is matte black and worksurface is black laminate. Mounted on Right side from position of sitting in the chair. Chair will stack 3 high with this tablet	\$280
FR0348 Mobile Stacking Cart	For 4 Post or sled chairs	\$366
FI0036-200	For wire frame skid base chairs - special order	\$995
Casters for 4 and 5 star base chairs	Soft wheel braking casters for hard floor	\$37
Glides for 4 post and 4 wood leg chairs	Glides with soft surface for hard floor	\$47
Cal 133 fire code	White poly only	+20%

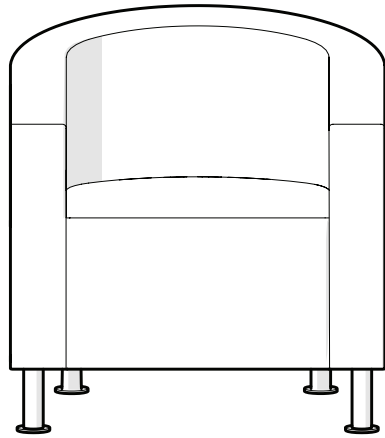
\*Check lead time with Customer Service

SIN #711-19

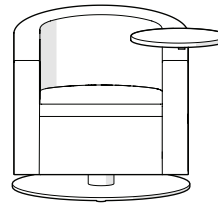


This page intentionally left blank

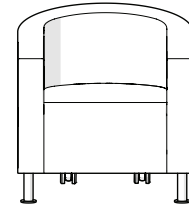
# City Club




CC0010



**CC0010**  
Shown with optional swivel base and writing tablet



**CC0010**  
Shown with optional casters at rear



CC0030

Model #	Description	A/ COM	B	C/COL	D	E	F	G	H	I	J/LTH
<b>CITY CLUB</b>		<b>SIN #711-16</b>									
CC0010	Single seat lounge chair	\$1353	1458	1667	1876	2085	2294	2503	2712	2921	3130
CC0020*	Two seat sofa	\$2607	2777	3117	3456	3796	4136	4475	4815	5154	5494
CC0030*	Three seat sofa	\$3652	3861	4279	4697	5115	5533	5951	6369	6787	7205

Note: CC0020 and CC0030 are special order. Please check lead times with Customer Service.

## STANDARD SPECIFICATIONS

### Classic club design

Slanted arm for enhanced comfort

### Feet

Polished aluminum

## OPTIONAL SPECIFICATIONS

### Feet

Black matte

### Feet

Cone shaped wood feet - see finishes page 94

\$80

### Casters at rear

For single seat chair for ease of mobility

\$120

### Swivel base

Polished metal - for single seat chair

\$266

### Writing tablet

16"D - specify black foil or walnut or oak wood

\$329

surface. Rotates 360°.

Standard on right unless specified

### Contrasting seat fabric

Select fabric/leather different from back and arms

\$131

### Cal 133 fire code

Fire barrier applied under the upholstery

+20%

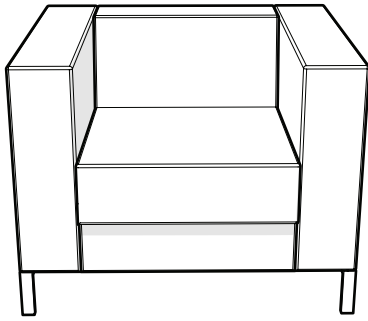
SIN #711-16

COM/COL		COM	COL	DIMENSIONS (IN INCHES)			
		Yd.	Sq. Ft.	Seat Width	Seat Depth	Chair Width	Chair Depth
CC0010	Complete chair	4.10	74	21	20	28	29
	Arms and back	3.00	54				
	Seat	1.40	25				
CC0020	Complete chair	6.75	122	50	20	57	29
	Arms and back	4.00	72				
	Seat	2.75	50				
CC0030	Complete chair	8.50	153	70	20	77	29
	Arms and back	5.20	94				
	Seat	3.20	58				

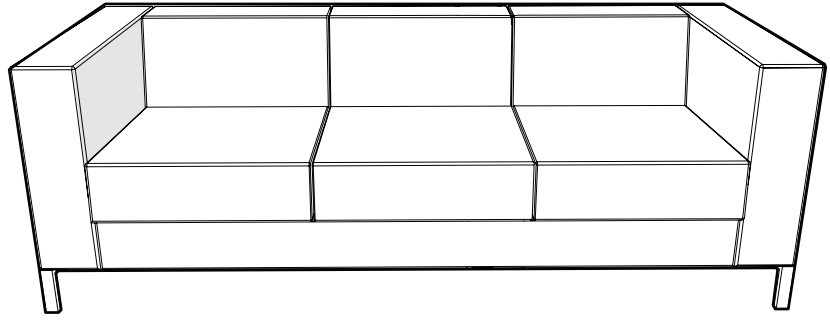
\*Open Market Items

This page intentionally left blank

# Cubitt



CU18001



CU18003

Model #	Description	A/ COM	B	C/COL	D	E	F	G	H	I	J/LTH
<b>CHAIR AND SOFAS SIN #711-16</b>											
CU18001	Single seat lounge chair	\$2033	2176	2464	2751	3038	3326	3613	3900	4188	4475
CU18002*	Two seat sofa	\$3182	3358	3711	4064	4416	4769	5122	5474	5827	6180
CU18003*	Three seat sofa	\$4279	4501	4945	5390	5834	6278	6722	7166	7610	8054
<b>OTTOMAN AND BENCHES SIN #711-16</b>											
CU18160	Ottoman	\$1092	1123	1186	1249	1311	1374	1437	1500	1562	1625
CU18260	Two seat bench	\$1594	1662	1797	1933	2069	2205	2341	2477	2613	2748
CU18360	Three seat bench	\$2106	2221	2451	2680	2910	3140	3370	3600	3830	4060
<b>BENCHES WITH ARMS SIN #711-16</b>											
CU18270	Two seat bench with arms	\$1844	1938	2127	2315	2503	2691	2879	3067	3255	3443
CU18370	Three seat bench with arms	\$2356	2498	2780	3062	3344	3626	3908	4190	4473	4755
<b>BENCHES WITH ARMS AND TABLE SIN #711-16</b>											
CU18370/61/CST	Two seat bench and arms and customer's own table top	\$2356	2498	2780	3062	3344	3626	3908	4190	4473	4755
CU18370/61/GLS	Two seat bench and arms and glass table	\$2722	2863	3145	3428	3710	3992	4274	4556	4838	5121
CU18370/61/GRN	Two seat bench and arms and granite table	\$4133	4274	4556	4838	5121	5403	5685	5967	6249	6531
<b>BENCHES WITH TABLE SIN #711-16</b>											
CU18360/61/CST	Two seat bench and customer's own table top	\$2106	2221	2451	2680	2910	3140	3370	3600	3830	4060
CU18360/61/GLS	Two seat bench and glass table top	\$2471	2586	2816	3046	3276	3506	3736	3966	4196	4426
CU18360/61/GRN	Two seat bench and granite table top	\$3882	3997	4227	4457	4687	4917	5147	5377	5606	5836
<b>TABLES SIN #711-11</b>											
CU18161/CST	Square table with customer's own table top	\$1092	1123	1186	1249	1311	1374	1437	1500	1562	1625
CU18161/GLS	Square table with glass top	\$1458	1489	1552	1615	1677	1740	1803	1865	1928	1991
CU18161/GRN	Square table with granite top	\$2869	2900	2963	3025	3088	3151	3213	3276	3339	3401
CU18261/CST	Rectangular table with customer's own table top	\$1594	1662	1797	1933	2069	2205	2341	2477	2613	2748
CU18261/GLS	Rectangular table with glass top	\$2221	2289	2424	2560	2696	2832	2968	3104	3240	3375
CU18261/GRN	Rectangular table with granite top	\$3370	3438	3574	3710	3846	3981	4117	4253	4389	4525

\*Open Market Items

## STANDARD SPECIFICATIONS

### Construction

Full panel box construction using CARB compliant plywood superior construction passes GSA Heavy Duty Furniture Test FNAE-80-214A

Full panel box for seat, back and arms allows incorporation of power and other accessories

### Loose seat cushions

Inner spring cushion construction

## OPTIONAL SPECIFICATIONS

### Integrated cup holder

Polished metal standard on left arm or on arm opposite writing tablet unless specified \$89

### Fixed seat cushions

Single seat lounge chair \$63

### Fixed seat cushions

Two seat sofa \$78

### Fixed seat cushions

Three seat sofa \$99

### Square stitch upholstery

On front of backrest \$125

### Contrasting seat fabric

Select fabric/leather different from back and arms \$131

### Power and data

Visit the Resources/Download Center at Dauphin.com

### Casters

Available for single seat models only \$99

### Cal 133 fire code

Fire barrier applied under the upholstery +20%

### SIN #711-16


COM/COL		COM	COL	DIMENSIONS (IN INCHES)				
		Yd.	Sq. Ft.	Seat Width	Arm Height from Floor	Back Height from Floor	Overall Width	Depth
CU18001	Complete chair	5.50	99	21.00	29.50	29.50	32.00	29.00
	Arms and back	4.70	85					
	Seat cushion	1.20	22					
CU18002	Complete chair	7.70	139	42.00	29.50	29.50	53.00	29.00
	Arms and back	5.90	106					
	Seat cushion	2.20	40					
CU18003	Complete chair	9.90	178	63.00	29.50	29.50	74.00	29.00
	Arms and back	7.40	133					
	Seat cushion	2.90	52					
CU18160	Complete	2.30	41	21.00	-	-	21.00	21.00
	Seat box	1.00	18					
	Seat cushion	1.70	31					
CU18260	Complete	3.75	68	42.00	-	-	42.00	21.00
	Seat box	1.70	31					
	Seat cushion	2.25	41					
CU18360	Complete	5.25	95	63.00	-	-	63.00	21.00
	Seat box	2.50	45					
	Seat cushion	3.20	58					
CU18270	Complete	5.60	101	42.00	23.00	-	53.00	21.00
	Seat box and arms	3.60	65					
	Seat cushion	2.30	41					
CU18370	Complete	7.00	126	63.00	23.00	-	74.00	21.00
	Seat box and arms	4.50	81					
	Seat cushion	3.20	58					
CU18370/61	Complete	6.00	108	63.00	23.00	-	74.00	21.00
	Seat box and arms	4.50	81					
	Seat cushion	2.30	41					
CU18360/61	Complete	4.00	72	63.00	-	-	63.00	21.00
	Seat box	2.25	41					
	Seat cushion	2.30	41					
CU18161	Complete	1.00	18	21.00	-	-	21.00	21.00
CU18261	Complete	2.00	36	42.00	-	-	42.00	21.00

### NOTE

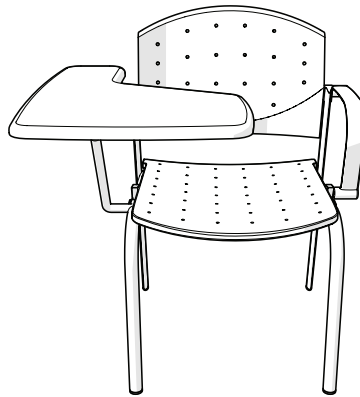
All seats are 21D x 17H

COL is based on minimum hide size 50 sq. ft.

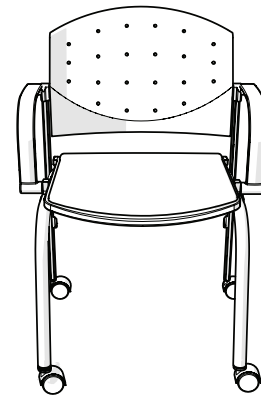
# Eddy: Stackable 4-Post



ED4000




ED4000  
Shown with optional large writing tablet




ED4082

Model #	Description	A/ COM	B	C/COL	D	E	F	G	H	I	J/LTH
<b>POLY SEAT AND BACK SIN #711-19</b>											
ED4000	Black frame, no arms	\$265	-	-	-	-	-	-	-	-	-
ED4002	Black frame, with arms	\$323	-	-	-	-	-	-	-	-	-
ED4000-000	Polished metal frame, no arms	\$370	-	-	-	-	-	-	-	-	-
ED4002-000	Polished metal frame, with arms	\$427	-	-	-	-	-	-	-	-	-
<b>UPHOLSTERED SEAT PAD / POLY BACK SIN #711-19</b>											
ED4010	Black frame, no arms	\$349	365	396	427	459	490	521	553	584	616
ED4012	Black frame, with arms	\$407	422	454	485	516	548	579	610	642	673
ED4010-000	Polished metal frame, no arms	\$454	469	501	532	563	595	626	657	689	720
ED4012-000	Polished metal frame, with arms	\$511	527	558	589	621	652	683	715	746	777
<b>UPHOLSTERED SEAT AND BACK PADS ON POLY SIN #711-19</b>											
ED4020	Black frame, no arms	\$422	446	493	540	587	634	681	728	775	822
ED4022	Black frame, with arms	\$480	503	550	597	644	691	738	785	832	879
ED4020-000	Polished metal frame, no arms	\$527	550	597	644	691	738	785	832	879	926
ED4022-000	Polished metal frame, with arms	\$584	608	655	702	749	796	843	890	937	984
<b>POLY SEAT AND BACK WITH CASTERS SIN #711-19</b>											
ED4070	Black frame, no arms	\$339	-	-	-	-	-	-	-	-	-
ED4072	Black frame, with arms	\$396	-	-	-	-	-	-	-	-	-
ED4070-000	Polished metal frame, no arms	\$443	-	-	-	-	-	-	-	-	-
ED4072-000	Polished metal frame, with arms	\$501	-	-	-	-	-	-	-	-	-
<b>UPHOLSTERED SEAT PAD / POLY BACK WITH CASTERS SIN #711-19</b>											
ED4080	Black frame, no arms	\$422	438	469	501	532	563	595	626	657	689
ED4082	Black frame, with arms	\$480	495	527	558	589	621	652	683	715	746
ED4080-000	Polished metal frame, no arms	\$527	542	574	605	636	668	699	730	762	793
ED4082-000	Polished metal frame, with arms	\$584	600	631	663	694	725	757	788	819	851
<b>UPHOLSTERED SEAT AND BACK PADS ON POLY WITH CASTERS SIN #711-19</b>											
ED4090	Black frame, no arms	\$495	519	566	613	660	707	754	801	848	895
ED4092	Black frame, with arms	\$553	576	623	670	717	764	811	858	905	953
ED4090-000	Polished metal frame, no arms	\$600	623	670	717	764	811	858	905	953	1000
ED4092-000	Polished metal frame, with arms	\$657	681	728	775	822	869	916	963	1010	1057

# Eddy: Stackable 4-Post Stool



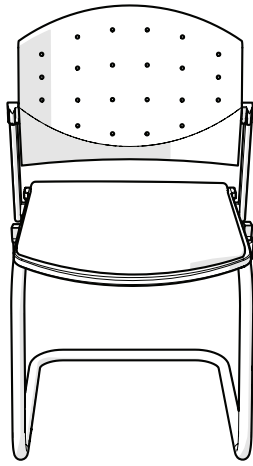
ED4300CS




ED4300

Model #	Description	A/ COM	B	C/COL	D	E	F	G	H	I	J/LTH
<b>COUNTER HEIGHT: POLY SEAT AND BACK</b>		<b>SIN #711-18</b>									
ED4300CS	Black frame, no arms	\$495	-	-	-	-	-	-	-	-	-
ED4302CS	Black frame, with arms	\$553	-	-	-	-	-	-	-	-	-
ED4300-000CS	Polished metal frame, no arms	\$621	-	-	-	-	-	-	-	-	-
ED4302-000CS	Polished metal frame, with arms	\$678	-	-	-	-	-	-	-	-	-
<b>COUNTER HEIGHT: UPHOLSTERED SEAT PAD / POLY BACK</b>		<b>SIN #711-18</b>									
ED4310CS	Black frame, no arms	\$579	595	626	657	689	720	751	783	814	845
ED4312CS	Black frame, with arms	\$636	652	683	715	746	777	809	840	872	903
ED4310-000CS	Polished metal frame, no arms	\$704	720	751	783	814	845	877	908	939	971
ED4312-000CS	Polished metal Frame, with arms	\$762	777	809	840	872	903	934	966	997	1028
<b>COUNTER HEIGHT: UPHOLSTERED SEAT AND BACK PADS ON POLY</b>		<b>SIN #711-18</b>									
ED4320CS	Black frame, no arms	\$652	676	723	770	817	864	911	958	1005	1052
ED4322CS	Black frame, with arms	\$710	733	780	827	874	921	968	1015	1062	1109
ED4320-000CS	Polished metal frame, no arms	\$777	801	848	895	942	989	1036	1083	1130	1177
ED4322-000CS	Polished metal frame, with arms	\$835	858	905	953	1000	1047	1094	1141	1188	1235
<b>BAR HEIGHT: POLY SEAT AND BACK</b>		<b>SIN #711-18</b>									
ED4300	Black frame, no arms	\$474	-	-	-	-	-	-	-	-	-
ED4302	Black frame, with arms	\$532	-	-	-	-	-	-	-	-	-
ED4300-000	Polished metal frame, no arms	\$600	-	-	-	-	-	-	-	-	-
ED4302-000	Polished metal frame, with arms	\$657	-	-	-	-	-	-	-	-	-
<b>BAR HEIGHT: UPHOLSTERED SEAT PAD / POLY BACK</b>		<b>SIN #711-18</b>									
ED4310	Black frame, no arms	\$558	574	605	636	668	699	730	762	793	825
ED4312	Black frame, with arms	\$616	631	663	694	725	757	788	819	851	882
ED4310-000	Polished metal frame, no arms	\$683	699	730	762	793	825	856	887	919	950
ED4312-000	Polished metal frame, with arms	\$741	757	788	819	851	882	913	945	976	1007
<b>BAR HEIGHT: UPHOLSTERED SEAT AND BACK PADS ON POLY</b>		<b>SIN #711-18</b>									
ED4320	Black frame, no arms	\$631	655	702	749	796	843	890	937	984	1031
ED4322	Black frame, with arms	\$689	712	759	806	853	900	947	994	1041	1088
ED4320-000	Polished metal frame, no arms	\$757	780	827	874	921	968	1015	1062	1109	1156
ED4322-000	Polished metal frame, with arms	\$814	838	885	932	979	1026	1073	1120	1167	1214

# Eddy: Sled



**ED4110**  
Stackable frame

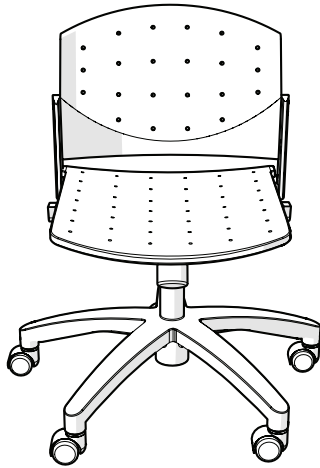


**ED4110**  
Stackable frame

Model #	Description	A/ COM	B	C/COL	D	E	F	G	H	I	J/LTH
<b>POLY SEAT AND BACK</b>		<b>SIN #711-19</b>									
ED4100	Black frame, no arms	\$391	-	-	-	-	-	-	-	-	-
ED4102	Black frame, with arms	\$448	-	-	-	-	-	-	-	-	-
ED4100-000	Polished metal frame, no arms	\$495	-	-	-	-	-	-	-	-	-
ED4102-000	Polished metal frame, with arms	\$553	-	-	-	-	-	-	-	-	-
<b>UPHOLSTERED SEAT PAD / POLY BACK</b>		<b>SIN #711-19</b>									
ED4110	Black frame, no arms	\$474	490	521	553	584	616	647	678	710	741
ED4112	Black frame, with arms	\$532	548	579	610	642	673	704	736	767	798
ED4110-000	Polished metal frame, no arms	\$579	595	626	657	689	720	751	783	814	845
ED4112-000	Polished metal frame, with arms	\$636	652	683	715	746	777	809	840	872	903
<b>UPHOLSTERED SEAT AND BACK PADS ON POLY</b>		<b>SIN #711-19</b>									
ED4120	Black frame, no arms	\$548	571	618	665	712	759	806	853	900	947
ED4122	Black frame, with arms	\$605	629	676	723	770	817	864	911	958	1005
ED4120-000	Polished metal frame, no arms	\$652	676	723	770	817	864	911	958	1005	1052
ED4122-000	Polished metal frame, with arms	\$710	733	780	827	874	921	968	1015	1062	1109



# Eddy: Swivel Tilt



ED4400



ED4400

Model #	Description	A/ COM	B	C/COL	D	E	F	G	H	I	J/LTH
<b>DESK HEIGHT: POLY SEAT AND BACK SIN #711-18</b>											
ED4400	Black frame, no arms	\$422	-	-	-	-	-	-	-	-	-
ED4402	Black frame, with arms	\$480	-	-	-	-	-	-	-	-	-
<b>DESK HEIGHT: UPHOLSTERED SEAT PAD / POLY BACK SIN #711-18</b>											
ED4410	Black frame, no arms	\$506	521	553	584	616	647	678	710	741	772
ED4412	Black frame, with arms	\$563	579	610	642	673	704	736	767	798	830
<b>DESK HEIGHT: UPHOLSTERED SEAT AND BACK PADS ON POLY SIN #711-18</b>											
ED4420	Black frame, no arms	\$579	602	649	696	744	791	838	885	932	979
ED4422	Black frame, with arms	\$636	660	707	754	801	848	895	942	989	1036
<b>STOOL HEIGHT: POLY SEAT AND BACK SIN #711-18</b>											
ED4400-660	Black frame, medium height, no arms	\$548	-	-	-	-	-	-	-	-	-
ED4402-660	Black frame, medium height with arms	\$605	-	-	-	-	-	-	-	-	-
ED4400-680	Black frame, tall height, no arms	\$568	-	-	-	-	-	-	-	-	-
ED4402-680	Black frame, tall height with arms	\$626	-	-	-	-	-	-	-	-	-
<b>STOOL HEIGHT: UPHOLSTERED SEAT PAD / POLY BACK SIN #711-18</b>											
ED4410-660	Black frame, medium height, no arms	\$631	647	678	710	741	772	804	835	866	898
ED4412-660	Black frame, medium height with arms	\$689	704	736	767	798	830	861	892	924	955
ED4410-680	Black frame, tall height, no arms	\$652	668	699	730	762	793	825	856	887	919
ED4412-680	Black frame, tall height with arms	\$710	725	757	788	819	851	882	913	945	976
<b>STOOL HEIGHT: UPHOLSTERED SEAT AND BACK PADS ON POLY SIN #711-18</b>											
ED4420-660	Black frame, medium height, no arms	\$704	728	775	822	869	916	963	1010	1057	1104
ED4422-660	Black frame, medium height with arms	\$762	785	832	879	926	973	1020	1067	1114	1162
ED4420-680	Black frame, tall height, no arms	\$725	749	796	843	890	937	984	1031	1078	1125
ED4422-680	Black frame, tall height with arms	\$783	806	853	900	947	994	1041	1088	1135	1182

# Eddy: Specifications and Dimensions

## STANDARD SPECIFICATIONS

### Available on a Beam

See BEAM SEATING

### Polypropylene Colors

See page 92 for poly colors

200 Black	042 White
700 Grey	003 Beige
800 Red	900 Blue

### Footring for Swivel Stools

Polished 20" diameter with simple rotation/lock for height variation of footring

### Base for Swivel Tilt

Black nylon 5 star base

### Carpet Casters

Hard wheel free rolling casters for soft surface

### Glides

Nylon glides for carpet surface

## DIMENSIONS (IN INCHES)

Seat	17.5W x 18.5D
Back	18W x 16.5H
Seat Height 4 Post	17H
Seat Height 4 Post with Casters	17H
Seat Height 4 Post Counter Stool	23.5H
Seat Height 4 Post Bar Stool	29H
Seat Height Sled	17H
Seat Height Swivel Desk Chair	16-21H
Seat Height Swivel Medium Stool	19-26H
Seat Height Swivel Tall Stool	23-32H
Overall width of all models no arms	20W
Overall width of all models, arms	23W
Diameter of Swivel Base	27

## OPTIONAL SPECIFICATIONS

### Mobile Stacking Cart

Accommodates eight 4 post or 4 sled chairs \$366

### Hard Floor Casters

Soft wheel braking casters for hard floor \$37

### Cal 133 Fire Code

+20%

### FOR 4 POST CHAIRS & STOOLS:

#### Stackable Writing Tablet

Frame is black powder coated and worksurface is black textured laminate, size 10w x11d kidney shape \$225

Standard right handed.

Surface pivots in, flips up, and rotates for stacking.

Requires partial assembly on site.

Estimated assembly time 3-5 minutes each.

For factory assembly, add \$50 each.

#### Large Writing Tablet

Frame is black powder coated and worksurface is black laminate, size 17W x 10D kidney shape. \$225

Tablet is designed large to avoid need for handed, and is mounted standard on right for uniformity.

Standard right handed, or specify left.

Due to large size, chair will not be stackable with tablet but the tablet flips up for easy entry to seat.

Requires partial assembly on site.

Estimated assembly time 3- 5 minutes each

For factory assembly, add \$50 each

#### Bookrack

Spring fit, black wire frame mounted underseat \$57

#### Ganging Connectors

#### Glides for Hard Floors

Set for 4 post models (not with writing tablet) \$37

#### SIN #711-19

## COM/COL

## COM

## COL

### Seat Pad

Yd

Sq.Ft

### Back Pad

0.75

14

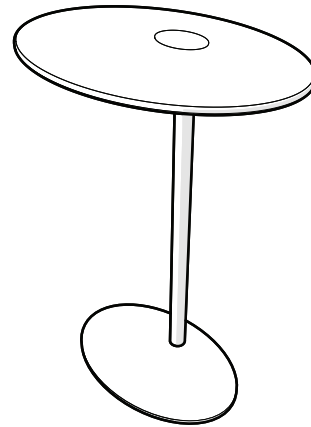
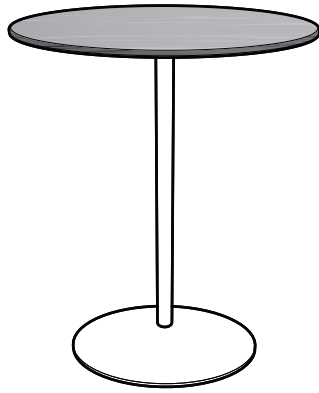
### Seat & Back

0.50

9

1.00

18



Model #	Description	A
ENTICE TABLE	SIN #711-11	
EN6200-GLASS	Pull-up side table, with glass top	\$622
EN6200-LAMINATE	Pull-up side table, with laminate top	\$622
EN6200-WOOD	Pull-up side table, with wood top	\$726

### STANDARD SPECIFICATIONS

#### Glass top

White back painted tempered safety glass

#### Laminate top

White laminate surface with knife edge

#### Wood top

Oak or Walnut finish with expressed plywood knife edge

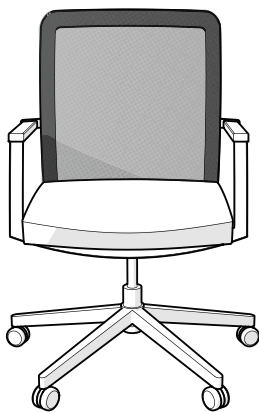
#### Base and column

Powder coated metal - specify Silver or Matte Black

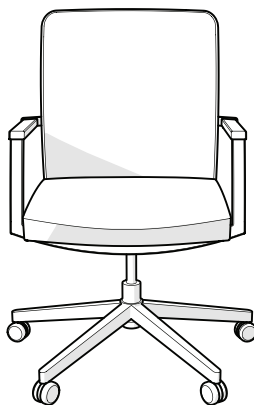
### DIMENSIONS (IN INCHES)

Top surface	Oval 20" x 14"
Table height	26" lounge height

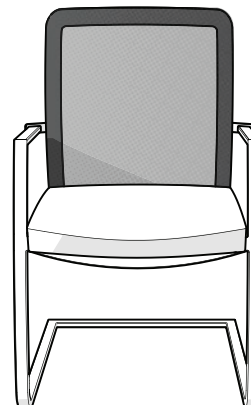
# Highway



HW16060



HW16090



HW16020  
Shown with no arm pad option

Model #	Description	A/ COM	B	C/COL	D	E	F	G	H	I	J/LTH
<b>SWIVEL TILT</b>		<b>SIN #711-18</b>									
HW16060	Aluminum back frame, mesh back panel	\$1201	1216	1248	1279	1310	1342	1373	1404	1436	1467
HW16080	Aluminum back frame, upholstered back panel	\$1305	1339	1407	1475	1543	1611	1679	1747	1815	1883
HW16090	Fully upholstered back, no outer frame	\$1201	1235	1303	1371	1438	1506	1574	1642	1710	1778
<b>SLED BASE</b>		<b>SIN #711-18</b>									
HW16020	Aluminum back frame, mesh back panel	\$1096	1112	1143	1175	1206	1237	1269	1300	1331	1363
HW16040	Aluminum back frame, upholstered back panel	\$1201	1235	1303	1371	1438	1506	1574	1642	1710	1778
HW16050	Fully upholstered back, no outer frame	\$1096	1130	1198	1266	1334	1402	1470	1538	1606	1674

## STANDARD SPECIFICATIONS

### Attimo backrest mesh colors (see page 93)

Select black 4101 or silver grey 4104

### Seat

Contoured seat with waterfall front edge

### Arm pads

Black poly

### Frame

Polished metal

### Base

Polished aluminum

### Mechanism for swivel tilt chair

Knee tilt mechanism with easy access side tension adjustment

### Carpet casters

Hard wheel free rolling casters for soft surface

## OPTIONAL SPECIFICATIONS

### Spacer Backrest Mesh Colors

See spacer mesh colors, page 93

### No Arm pads

Specify no arm pads

### Arm pads

White poly \$21

### Arm pads

Black leather \$131

### Arm pads

Upholstered in same leather as seat \$131

### Hard floor casters

Soft wheel braking casters for hard floor \$37

### Carpet glides

Nylon glides for carpet surface \$21

### Cal 133 fire code

Fire barrier applied under the upholstery +20%

### SIN #711-18

## DIMENSIONS (IN INCHES)

### SWIVEL TILT

Seat 19W x 18.5D x 16-21H

Back 19W x 19H

Base 27 Diameter

### SLED BASE

Seat 19W x 18.5D x 16-21H

Back 19W x 19H

Overall 22W x 24D


## COM/COL

## COM


## COL

		Yd.	Sq. Ft.
Seat	All versions	0.75	14
Back	Upholstered back panel	1.00	18
Complete chair	Aluminum back frame, upholstered back panel	1.50	27
Back	Fully upholstered back version	1.00	18
Complete chair	Fully upholstered back version	1.75	32


# Hiline



HL6518-48



HL6518-48



HL6518-7253LR

Model #	Description	A/ COM	B	C/ COL	D	E	F	G	H	I	J/LTH
<b>24" WIDE UNITS</b>											
HL6500-24*	Ottoman	\$1040	1087	1181	1275	1369	1463	1557	1651	1745	1839
HL6518-24*	Seat with backrest	\$1562	1633	1774	1915	2056	2197	2338	2479	2620	2761
<b>48" WIDE UNITS</b>											
HL6500-48*	Bench	\$1562	1620	1735	1850	1965	2080	2195	2310	2425	2540
HL6518-48*	Sofa	\$2398	2499	2701	2903	3105	3307	3509	3711	3913	4115
Sofa with 53" High Walls:											
HL6518-4853*	Sofa with 53" high back wall	\$3443	3611	3947	4283	4619	4955	5291	5627	5963	6299
HL6518-4853L*	Sofa with 53" high back wall and left wall	\$4175	4391	4823	5255	5687	6119	6551	6983	7415	7847
HL6518-4853R*	Sofa with 53" high back wall and right wall	\$4175	4391	4823	5255	5687	6119	6551	6983	7415	7847
HL6518-4853LR*	Sofa with 53" high back wall and L and R walls	\$4906	5170	5697	6224	6751	7278	7805	8332	8859	9386
<b>72" WIDE UNITS</b>											
HL6500-72*	Bench	\$2085	2160	2310	2460	2610	2760	2910	3060	3210	3360
HL6518-72*	Sofa	\$3443	3579	3851	4123	4395	4667	4939	5211	5483	5755
Sofa with 53" High Walls:											
HL6518-7253*	Sofa with 53" high back wall	\$4697	4934	5408	5882	6356	6830	7304	7778	8252	8726
HL6518-7253L*	Sofa with 53" high back wall & left wall	\$5429	5714	6284	6854	7424	7994	8564	9134	9704	10274
HL6518-7253R*	Sofa with 53" high back wall & right wall	\$5429	5714	6284	6854	7424	7994	8564	9134	9704	10274
HL6518-7253LR*	Sofa with 53" high back wall & L & R walls	\$6160	6493	7159	7825	8491	9157	9823	10489	11155	11821
<b>90 DEGREE CORNER UNITS</b>											
HL6518C30*	Corner Seat with backrest	\$2398	2516	2753	2990	3227	3464	3701	3938	4175	4412
HL6518C3053*	Corner Seat with 53" high back walls	\$3861	4069	4485	4901	5317	5733	6149	6565	6981	7397
<b>90 DEGREE FULLY UPHOLSTERED RAISED CORNER TABLE</b>											
HL6518CT30*	Upholstered 30 x 30 x 23H corner table	\$1531	1598	1733	1868	2003	2138	2273	2408	2543	2678
HL6518CT3053*	Upholstered 30 x 30 x 23H corner table with 53H walls	\$2994	3155	3478	3801	4124	4447	4770	5093	5416	5739

\*Open Market Items

## STANDARD SPECIFICATIONS

### Construction

CARB compliant plywood construction

### Seat and back cushions

Fixed

### Legs

Polished metal

### Fabric direction

All fabric is railroaded. At special request, fabric can be upholstered off the roll, but this could add approximately 25% to fabric requirement and require additional upholstery seams.

For COL for seat and back, multiply COM fabric yd by 18.

Additional joining seams will be required  
For COL for seat and back, multiply COM fabric yd by 18.

Walls are not available in leather.

### Identification of Wall Side

Left or right location of walls is identified from seated position

## OPTIONAL SPECIFICATIONS

### Multiple Fabric Selections

Select different fabrics for seat, back and walls n/c

### Power and Data

Visit the Resources/Download Center at Dauphin.com

### Ganging Connector Set

To gang 2 units \$99

### Legs

Matte black n/c

### Height Adjustable Legs

Suggested for use when ganging units with walls or joining walls if the floor is not level. These can be retrofitted. \$209

### Cal 133 Fire Code

Fire barrier applied under the upholstery per set of 4 +20%

## DIMENSIONS:

See next page

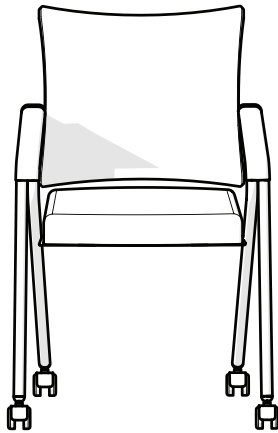
Model #	Description	A/ COM	B	C/ COL	D	E	F	G	H	I	J/LTH
<b>OPTIONAL SURFACE FOR CORNER TABLE</b>											
<b>TO PLACE ON TOP OF UPHOLSTERED CORNER TABLE</b>											
50-3030-910*	30 x 30 clear glass table surface	\$277	-	-	-	-	-	-	-	-	-
K3030-01GO*	30 x 30 laminate table surface - designer white	\$287	-	-	-	-	-	-	-	-	-
X3030-OAK*	30 x 30 oak table surface	\$340	-	-	-	-	-	-	-	-	-
X3030-WALNUT*	30 x 30 walnut table surface	\$340	-	-	-	-	-	-	-	-	-
<b>JOINING WALLS</b>											
HL68-3053*	30" wide joining wall, 53" high	\$888	938	1038	1138	1238	1338	1438	1538	1638	1738
HL68-3653*	36" wide joining wall, 53" high	\$1097	1155	1271	1387	1503	1619	1735	1851	1967	2083

\*Open Market Items

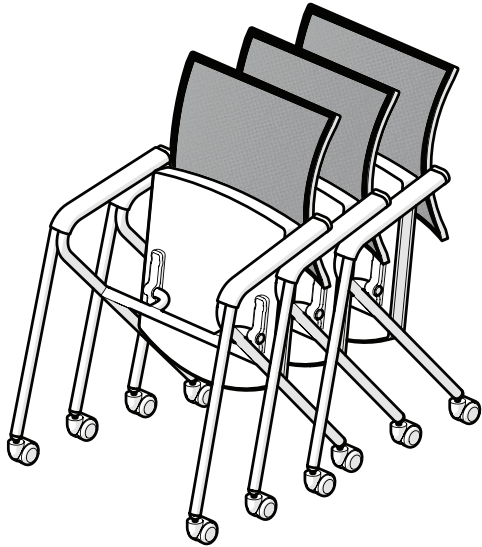
# Hiline

COM/COL/ Dimensions		COM	COM	COM	COM	Dimensions (in inches)				
		Walls	Seat	Back	Seat Plus Back	Width	Depth	Seat Height from Floor	Back Height from Floor	Wall Height from Floor
		Yd	Yd	Yd	Yd					
<b>24" WIDE UNITS</b>										
HL6500-24	Ottoman	-	2.00	-	2.00	24.00	30.00	17.00	-	-
HL6518-24	Seat with backrest	-	2.00	1.50	3.50	48.00	30.00	17.00	35.00	-
<b>48" WIDE UNITS</b>										
HL6500-48	Bench	-	2.71	-	2.71	48.00	30.00	17.00	-	-
HL6518-48	Sofa	-	2.71	2.37	5.09	48.00	30.00	17.00	35.00	-
Sofa with 53" High Walls:										
HL6518-4853	Sofa with 53" high back wall	3.42	2.80	1.68	4.48	48.00	31.00	17.00	35.00	53.00
HL6518-4853L	Sofa with 53" high back wall and left wall	5.66	2.80	1.68	4.48	49.00	31.00	17.00	35.00	53.00
HL6518-4853R	Sofa with 53" high back wall and right wall	5.66	2.80	1.68	4.48	49.00	31.00	17.00	35.00	53.00
HL6518-4853LR	Sofa with 53" high back wall and left and right walls	7.91	2.80	1.68	4.48	50.00	31.00	17.00	35.00	53.00
<b>72" WIDE UNITS</b>										
HL6500-72	Bench	-	3.54	-	3.54	72.00	30.00	17.00	-	-
HL6518-72	Sofa	-	3.54	2.85	6.39	72.00	30.00	17.00	35.00	-
Sofa with 53" High Walls:										
HL6518-7253	Sofa with 53" high back wall	5.05	3.61	2.49	6.11	72.00	31.00	17.00	35.00	53.00
HL6518-7253L	Sofa with 53" high back wall & left wall	7.30	3.61	2.49	6.11	73.00	31.00	17.00	35.00	53.00
HL6518-7253R	Sofa with 53" high back wall & right wall	7.30	3.61	2.49	6.11	73.00	31.00	17.00	35.00	53.00
HL6518-7253LR	Sofa with 53" high back wall & L & R walls	9.55	3.61	2.49	6.11	74.00	31.00	17.00	35.00	53.00
<b>90 DEGREE CORNER UNITS</b>										
HL6518C-30	Corner Seat with backrest	-	2.09	3.48	5.57	30.00	30.00	17.00	35.00	-
HL6518C3053	Corner Seat with 53" high back walls	4.23	2.09	3.48	5.57	31.00	31.00	17.00	35.00	53.00
<b>90 DEGREE FULLY UPHOLSTERED RAISED CORNER TABLE</b>										
HL6518CT30	Upholstered 30 x 30 x 23H corner table	-	2.09	-	5.57	30.00	30.00	23.00	-	-
HL6518CT3053	Upholstered 30 x 30 x 23H corner table with 53H walls	4.23	2.09	-	5.57	31.00	31.00	23.00	-	53.00
<b>JOINING WALLS</b>										
HL68-3053	30" wide joining wall, 53" high	2.25	-	-	-	31.00	-	-	-	53.00
HL68-3653	36" wide joining wall, 53" high	2.60	-	-	-	36.00	-	-	-	53.00





JM12250-UBR



JM12250

Model #	Description	A/ COM	B	C/COL	D	E	F	G	H	I	J/LTH
JOIN ME	SIN #711-18										
JM12250	Large mesh back	\$783	801	838	874	911	947	984	1020	1057	1094
JM12250-UBR	Large fully upholstered back	\$866	900	968	1036	1104	1172	1240	1308	1376	1444

**STANDARD SPECIFICATIONS**

**Attimo Backrest mesh colors (see page 93)**  
 Select Black 4101 or Silver Grey 4104

**Seat**  
 Flip up for nesting

**Slanted arm**  
 Avoids interference with the worksurface

**Arm pads**  
 Durable poly construction

**Frame**  
 Silver powder coat

**Carpet casters**  
 Hard wheel free rolling casters for soft surface

**OPTIONAL SPECIFICATIONS**

<b>Spacer Backrest Mesh Colors</b>	See Spacer Mesh, page 93	\$25
<b>Polished Metal Frame</b>	Special order - check lead time	\$105
<b>Hard floor casters</b>	Soft wheel braking casters for hard floor	\$37
<b>Cal 133 fire code</b>	Fire barrier applied under the upholstery	+20%

**DIMENSIONS (IN INCHES)**

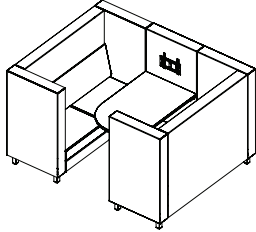
<b>Seat</b>	18W x 19D x 18H
<b>Back</b>	18W x 17H
<b>Overall</b>	23.5W x 25D x 35H
<b>Arm height</b>	24H at front of arm and 26H at rear
<b>Nesting with Seat in up position</b>	23D for each additional chair add 8"

COM/COL		COM	COL
JM12240, JM12250	Seat only	Yd.	Sq. Ft.
JM12250-UBR	Seat	0.75	14
	Back only	0.75	14
	Complete chair	1.00	18
		1.50	27

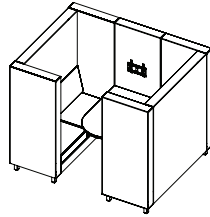
# Junxion

Junxion is a modular system comprised of upholstered benches and walls and wooden work surfaces that can be combined into limitless configurations of lounge, privacy seating and workstations. Using standard Junxion modules, our Design Services team works with clients to develop solutions specific to their needs. Shown here are typical configurations that have proved to be most popular with our clients. If you'd like to make changes to any of these suggested configurations or if you want to combine upholstery materials from different price groups, please contact our design services team at 800-631-1186.

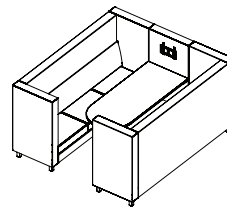
Visit the Resources/Download Center at Dauphin.com for power and data specifications.



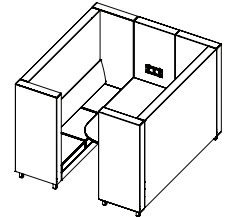
JXH4P727253LR



JXH4P727272LR



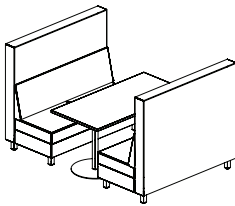
JXH6P10210253LR



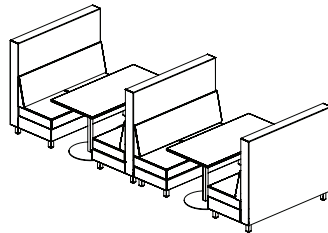
JXH6P10210272LR

## HUDDLE BOOTH

Model #	Description	A/COM	B	C/COL	D
JXH4P727253LR*	90"W x 72"D x 53"H Huddle Booth with peninsula table. Occupancy: 4	\$18,105	18,987	20,742	22,504
JXH4P727272LR*	90"W x 72"D x 72"H Huddle Booth with peninsula table. Occupancy: 4	\$20,718	22,013	24,605	27,199
JXH6P10210253LR*	102"W x 72"D x 53"H Huddle Booth with peninsula table. Occupancy: 6	\$21,823	22,957	25,224	27,496
JXH6P10210272LR*	102"W x 72"D x 72"H Huddle Booth with peninsula table. Occupancy: 6	\$24,958	26,601	29,886	33,176



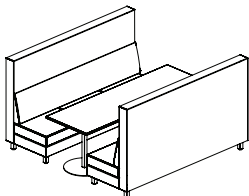
JXB4TD1-2x6053




JXB8TD2-4x6053

## BANQUETTES - 60"W x 53"H

Model #	Description	A/COM	B	C/COL	D
JXB4TD1-2X6053*	2 - 60"W x 90"D x 53"H Banquette and 29"H Axium table. Occupancy: 4	\$11,679	12,223	13,308	14,397
JXB8TD2-4X6053*	4 - 60"W x 53"H Banquette and 2 - 29"H Axium tables. Occupancy: 8	\$21,111	22,081	25,015	29,015



JXB6TD1-2X9053

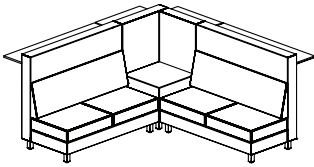


JXB12TD2-4X9053

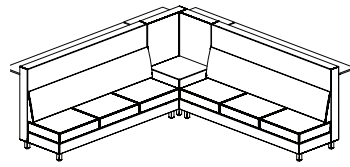
## BANQUETTES - 90"W x 53"H

Model #	Description	A/COM	B	C/COL	D
JXB6TD1-2X9053*	2 - 90"W x 53"H Banquettes and 29"H Axium table. Occupancy: 6	\$15,557	16,353	18,034	19,635
JXB12TD2-4X9053*	4 - 90"W x 53"H Banquettes and 2 - 29"H Axium tables. Occupancy: 12	\$28,266	29,671	32,484	35,307

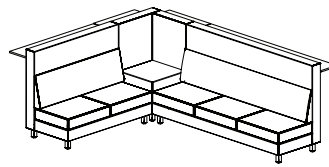
\*Open Market Items



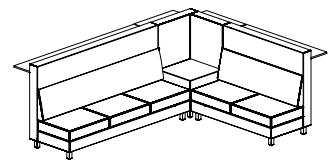
JXM4CT606047



JXM6CT909047



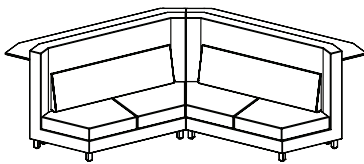
JXM5CT609047



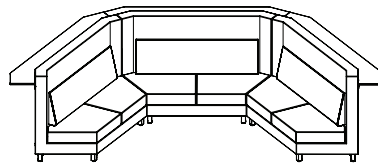
JXM5CT906047

## MEDIA LOUNGE: RECTILINEAR

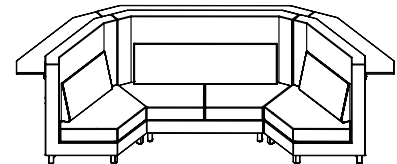
Model #	Description	A/COM	B	C/COL	D
JXM4CT606047*	60"W x 60"L x 47"H Media Lounge with shelves & raised corner table. Occupancy: 10 (4 on sofa, 6 at shelves)	\$14,523	15,198	16,543	17,894
				without shelves: deduct \$1,138	
JXM6CT909047*	90"W x 90"L x 47"H Media Lounge with shelves & raised corner table. Occupancy: 14 (6 on sofa, 8 at shelves)	\$18,035	18,950	20,783	22,620
				without shelves: deduct \$1,348	
JXM5CT609047*	90"W x 60"L x 47"H Media Lounge with shelves & raised corner table. Occupancy: 12 (5 on sofa, 7 at shelves)	\$16,279	17,074	18,663	20,257
				without shelves: deduct \$1,243	
JXM5CT906047*	60"W x 90"L x 47"H Media Lounge with shelves & raised corner table. Occupancy: 12 (5 on sofa, 7 at shelves)	\$16,279	17,074	18,663	20,257
				without shelves: deduct \$1,243	



JXM4-2X4847WG



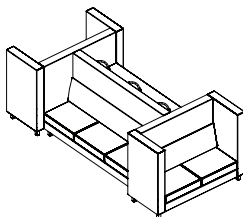
JXM6-3X4847WG



JXM4-2X24-4847WG

## MEDIA LOUNGE: ANGLED

Model #	Description	A/COM	B	C/COL	D
JXM4-2X4847WG*	48"W x 2 x 47"H Angled Media Lounge with rear-mounted shelves. Occupancy: 8 (4 on sofa, 4 at shelves)	\$13,166	13,964	15,554	17,147
				without shelves: deduct \$2,200	
JXM6-3X4847WG*	48"W x 3 x 47"H Angled Media Lounge with rear-mounted shelves. Occupancy: 12 (6 on sofa, 6 at shelves)	\$19,749	20,946	23,331	25,720
				without shelves: deduct \$3,300	
JXM4-2X24-4847WG*	48"W x 1 and 24"W x 2 Angled Media Lounge with rear-mounted shelves. Occupancy: 8 (4 on sofa, 4 at shelves)	\$15,205	16,028	17,659	19,298
				without shelves: deduct \$2,678	



JXF7T90-9053

## FLEX

Model #	Description	A/COM	B	C/COL	D
JXF7T90-9053*	Junxion Partitioned Privacy seating, 72"D x 13"W x 72"H. Occupancy: 10 (7 on sofa, 3 at workshelf)	\$23,886	25,084	27,475	29,874

\*Open Market Items

# Lacinta



LC1020



LC1040

Model #	Description	A/ COM	B	C/COL	D	E	F	G	H	I	J/LTH
<b>EXECUTIVE WORK CHAIR</b> <b>SIN #711-18</b>											
LC1020	Executive mid back	\$2398	2456	2571	2686	2801	2916	3031	3145	3260	3375
LC1040	Executive high back	\$2921	2978	3093	3208	3323	3438	3553	3668	3783	3898

## STANDARD SPECIFICATIONS

### Adjustable arms

Adjusts 4" in height  
 Pad adjusts 2" to the side and 3" forward  
 Polished aluminum stem

### Arm pads

Soft durable PU pads, option for upholstery

### Upholstery piping

Around perimeter of seat, back and arm pads

### Integrated sliding seat

Adds 2" to seat depth

### Mechanism

Syncro-dynamic mechanism provides continuous backrest counterpressure support in any position

### Base

Polished aluminum 5 star base

### Carpet casters

Hard wheel free rolling casters for soft surface

## OPTIONAL SPECIFICATIONS

### Upholstered arm pads

Black leather \$209

### Upholstered arm pads

Leather to match seat upholstery \$209

### Contrasting seat fabric

Seat fabric different from back fabric \$131

### Contrasting piping

Different color from chair upholstery \$105

For COM for contrasting piping, contact Customer Service to calculate based on type of COM and number of chairs

### Hard floor casters

Soft wheel braking casters for hard floor \$37

### Carpet glides

Nylon glides for carpet surface \$21

### Cal 133 fire code

Fire barrier applied under the upholstery +20%

SIN #711-18

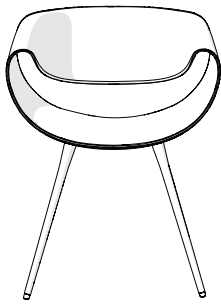
## DIMENSIONS (IN INCHES)

Seat	20W x 20D x 16-21H
Medium Back	20W x 20H
High Back	20W x 29H
Overall	27W x 27D

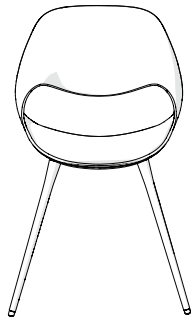
COM/COL		COM	COL
		Yd.	Sq. Ft.
LC1020, LC1040	Complete chair	3.00	54
	Seat	2.50	45
	Back	2.00	36
<b>Note:</b>	No extra COM or COL is required for arm pads		

This page intentionally left blank

# Little Perillo




LP18200



LP18200XS



LP18510



LP18400XST

Model #	Description	A/ COM	B	C/COL	D	E	F	G	H	I	J/LTH
<b>4 LEG CHAIR WITH TAPERED METAL LEGS SIN #711-18</b>											
LP18200	Poly shell	\$726	-	-	-	-	-	-	-	-	-
LP18210	Poly shell with upholstered seat pad	\$935	951	982	1014	1045	1076	1108	1139	1170	1202
LP18250	Fully upholstered shell	\$1249	1291	1374	1458	1541	1625	1709	1792	1876	1959
LP18200XS	Poly shell, slim version	\$676	-	-	-	-	-	-	-	-	-
LP18210XS	Poly shell with upholstered seat pad, slim version	\$885	901	932	964	995	1026	1058	1089	1120	1152
LP18250XS	Fully upholstered shell, slim version	\$1199	1241	1324	1408	1491	1575	1659	1742	1826	1909
<b>4 LEG CHAIR WITH TAPERED WOOD LEGS SIN #711-18</b>											
LP18200/WDL	Poly shell	\$1040	-	-	-	-	-	-	-	-	-
LP18210/WDL	Poly shell with upholstered seat pad	\$1249	1264	1296	1327	1359	1390	1421	1453	1484	1515
LP18250/WDL	Fully upholstered shell	\$1562	1604	1688	1771	1855	1938	2022	2106	2189	2273
LP18200XS/WDL	Poly shell, slim version	\$990	-	-	-	-	-	-	-	-	-
LP18210XS/WDL	Poly shell with upholstered seat pad, slim version	\$1199	1214	1246	1277	1309	1340	1371	1403	1434	1465
LP18250XS/WDL	Fully upholstered shell, slim version	\$1512	1554	1638	1721	1805	1888	1972	2056	2139	2223
<b>SWIVEL CHAIR WITH 4 STAR BASE ON GLIDES AND AUTO RETURN SIN #711-18</b>											
LP18500	Poly shell	\$779	-	-	-	-	-	-	-	-	-
LP18510	Poly shell with upholstered seat pad	\$988	1003	1035	1066	1097	1129	1160	1191	1223	1254
LP18500XS	Poly shell, slim version	\$729	-	-	-	-	-	-	-	-	-
LP18510XS	Poly shell with upholstered seat pad, slim version	\$938	953	985	1016	1047	1079	1110	1141	1173	1204
LP18550XS	Fully upholstered shell, slim version	\$1251	1293	1376	1460	1544	1627	1711	1794	1878	1962

## STANDARD SPECIFICATIONS

### Available on a Beam

See beam seating section

### Poly shell

White molded textured poly

### Zipper for upholstered version (see page 94)

Select black, blue, yellow, beige or white

### Auto return mechanism

For swivel 4 star base version

Chair returns to original orientation after use

### Center column for swivel chairs

Polished metal

### Tapered metal legs

Polished aluminum

### Tapered wood legs

Natural beech

### 4 Star base

Polished metal

### Round Disc Base

Polished metal

### Carpet glides

Nylon glides for carpet surface

## OPTIONAL SPECIFICATIONS

### Poly shell

See page 92 for colors. (for XS models only)

add \$50 per chair - special order, extended lead time

### Tapered Metal Legs

White, black or color to match shell color.

add \$40 per chair - special order, extended lead time

### Hard floor glides

Glides with soft surface for hard floor

\$47

### SIN #711-18

## DIMENSIONS (IN INCHES)

### For all models

#### Seat

18W x 18D

#### Overall shell - standard version

24W x 22D x 15H

#### Overall shell - XS version

22.5W x 22D x 15H

#### Seat height 4 leg model

17.5H

#### Swivel chair with 4 star base on glides and auto return

#### Standard chair height

Seat height 17.5"

#### Swivel chair with round disc base and auto return

#### Standard chair height

Seat height 17.5"

#### Standard stool height

Seat height 29"

## COM/COL

## COM

## COL

### Yd.

### Sq. Ft.

#### Seat pad

0.75

14

#### Fully upholstered shell - standard version

2.00

36

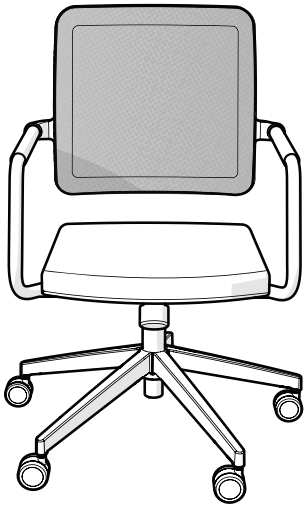
#### Fully upholstered shell - XS version

1.80

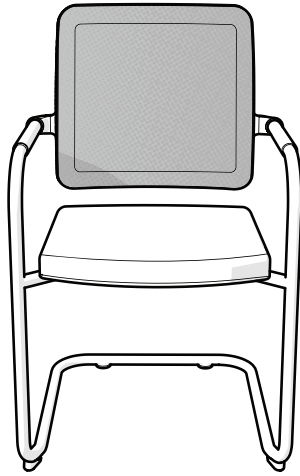
33

Model #	Description	A/ COM	B	C/COL	D	E	F	G	H	I	J/LTH
<b>SWIVEL CHAIR WITH ROUND DISC BASE SIN #711-18</b>		Special order, extended lead time									
LP18400	Poly shell	\$1076	-	-	-	-	-	-	-	-	-
LP18410	Poly shell with upholstered seat pad	\$1285	1301	1332	1364	1395	1426	1458	1489	1520	1552
LP18400XS	Poly shell, slim version	\$1026	-	-	-	-	-	-	-	-	-
LP18410XS	Poly shell with upholstered seat pad, slim version	\$1235	1251	1282	1314	1345	1376	1408	1439	1470	1502
<b>SWIVEL STOOL WITH ROUND DISC BASE SIN #711-18</b>		Special order, extended lead time									
Bar height stool with footrest											
LP18400T	Poly shell	\$1276	-	-	-	-	-	-	-	-	-
LP18410T	Poly shell with upholstered seat pad	\$1485	1501	1532	1564	1595	1626	1658	1689	1720	1752
LP18400XST	Poly shell, slim version	\$1226	-	-	-	-	-	-	-	-	-
LP18410XST	Poly shell with upholstered seat pad, slim version	\$1435	1451	1482	1514	1545	1576	1608	1639	1670	1702
LP18450XST	Fully upholstered shell, slim version	\$1749	1791	1874	1958	2041	2125	2209	2292	2376	2459

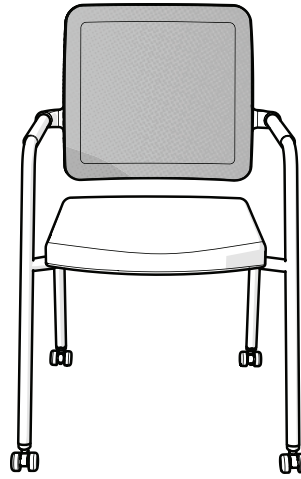
# Logan



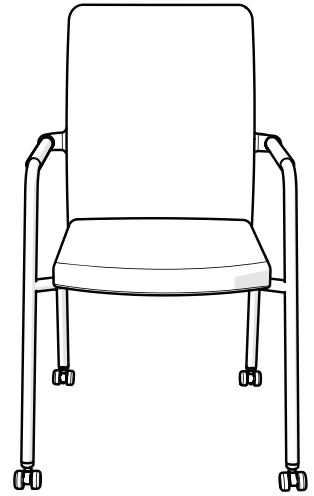
LN81800



LN81760



LN81460



LN81465

Model #	Description	A/ COM	B	C/COL	D	E	F	G	H	I	J/LTH
<b>SWIVEL TILT</b>		<b>SIN #711-18</b>									
LN81800	Raised mesh back desk chair	\$742	755	781	807	833	860	886	912	938	964
LN81800M	Raised mesh back medium stool	\$867	880	907	933	959	985	1011	1037	1063	1089
LN81800T	Raised mesh back tall stool	\$888	901	927	954	980	1006	1032	1058	1084	1110
LN81885	Fully upholstered back desk chair	\$763	794	857	920	982	1045	1108	1170	1233	1296
LN81885M	Fully upholstered back medium stool	\$888	920	982	1045	1108	1170	1233	1296	1359	1421
LN81885T	Fully upholstered back tall stool	\$909	941	1003	1066	1129	1191	1254	1317	1379	1442
<b>SLED</b>		<b>SIN #711-18</b>									
LN81760	Raised mesh back	\$716	729	755	781	807	833	860	886	912	938
LN81785	Fully upholstered back	\$737	768	831	893	956	1019	1082	1144	1207	1270
<b>4 POST</b>		<b>SIN #711-18</b>									
<b>Raised Mesh Back</b>											
LN81420	With 4 glides	\$716	729	755	781	807	833	860	886	912	938
LN81440	With 2 glides, 2 casters	\$737	750	776	802	828	854	880	907	933	959
LN81460	With 4 casters	\$758	771	797	823	849	875	901	927	954	980
<b>Fully Upholstered Back</b>											
LN81425	With 4 glides	\$737	768	831	893	956	1019	1082	1144	1207	1270
LN81445	With 2 glides, 2 casters	\$758	789	852	914	977	1040	1102	1165	1228	1291
LN81465	With 4 casters	\$779	810	873	935	998	1061	1123	1186	1249	1311



## STANDARD SPECIFICATIONS

### Available on a beam

See beam seating section

### Attimo backrest mesh colors

Select black 4101 or Silver grey 4104

### Arm pads

Soft durable rubber pads

### Frame

Polished metal

### Footring for stools

Polished 20" diameter with simple rotation/lock for height variation of footring

### Base for Swivel Tilt

Black nylon 5 star base

### Carpet casters

Hard wheel free rolling casters for soft surface

### Carpet glides

Nylon glides for carpet surface

## OPTIONAL SPECIFICATIONS

<b>Spacer backrest mesh colors</b>	See spacer mesh, page 93	\$25
<b>No arm pads</b>	For full upholstered back versions only	
	Specify no arm pads	
<b>Base</b>	Polished aluminum 5 star base	\$141
<b>Hard floor glides</b>	Glides with soft surface for hard floor	\$47
<b>Hard floor casters</b>	Soft wheel braking casters for hard floor	\$37
<b>Cal 133 fire code SIN #711-18</b>	Fire barrier applied under the upholstery	+20%

## DIMENSIONS (IN INCHES)

### SWIVEL TILT

<b>Seat - desk height chair</b>	18W x 18D x 16-21H
<b>Seat - medium height stool</b>	18W x 18D x 19-26H
<b>Seat - tall height stool</b>	18W x 18D x 23-32H
<b>Raised back</b>	18W x 18H
<b>Fully upholstered back</b>	18W x 18H
<b>Base</b>	27D

### SLED

<b>Seat</b>	18W x 18D x 18H
<b>Raised back</b>	18W x 18H
<b>Fully upholstered back</b>	18W x 18H
<b>Overall</b>	22W x 24D

### 4 POST

<b>Seat</b>	18W x 18D x 18H
<b>Raised back</b>	18W x 18H
<b>Fully upholstered back</b>	18W x 18H
<b>Overall</b>	22W x 24D

## COM/COL

<b>Seat</b>	All chairs
<b>Complete chair</b>	Mesh back version
<b>Back</b>	Fully upholstered back version
<b>Complete chair</b>	Fully upholstered back version

## COM

Yd.

0.75
0.75
1.00
1.75

## COL

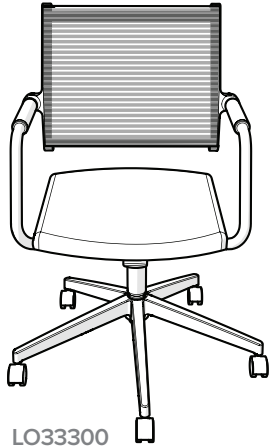
Sq. Ft.

14
14
18
32

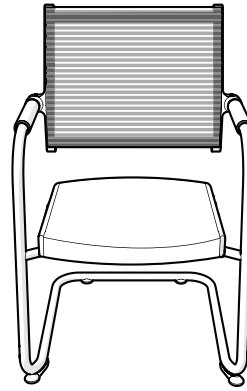
# Lordo



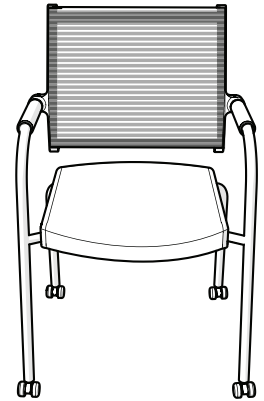
**LO33200X**  
Shown with optional arms



**LO33300**



**LO33060**



**LO33460**

Model #	Description	A/ COM	B	C/COL	D	E	F	G	H	I	J/LTH
<b>TASK CHAIR/TASK STOOLS</b>		<b>SIN #711-18</b>									
LO33200X	Task chair	\$1002	1015	1041	1067	1094	1120	1146	1172	1198	1224
LO33200XM	Medium stool	\$1128	1141	1167	1193	1219	1245	1271	1297	1323	1350
<b>TASK CHAIR WITH HEADREST</b>		<b>SIN #711-18</b>									
LO33400	Task chair with headrest	\$1201	1214	1240	1266	1292	1318	1344	1371	1397	1423
<b>SWIVEL TILT</b>		<b>SIN #711-18</b>									
LO33300	Desk chair	\$846	860	886	912	938	964	990	1016	1042	1069
LO33300-660	Medium stool	\$972	985	1011	1037	1063	1089	1116	1142	1168	1194
LO33300-680	Tall stool	\$993	1006	1032	1058	1084	1110	1136	1163	1189	1215
<b>SLED</b>		<b>SIN #711-18</b>									
LO33060	Sled base	\$820	833	860	886	912	938	964	990	1016	1042
<b>4 POST</b>		<b>SIN #711-18</b>									
LO33420	With 4 glides	\$820	833	860	886	912	938	964	990	1016	1042
LO33440	With 2 glides, 2 casters	\$841	854	880	907	933	959	985	1011	1037	1063
LO33460	With 4 casters	\$862	875	901	927	954	980	1006	1032	1058	1084

## STANDARD SPECIFICATIONS

### Available on a beam

See beam seating section

### Frame for swivel tilt, sled and 4 post

Polished metal

### For all Versions:

#### Backrest frame trim finish

Black

#### Elasticized mesh back

Choose Black/Black or Silver/White stripe

#### Footring for stools

Polished 20" Diameter with simple rotation/lock for height variation of footring

#### Carpet casters

Hard wheel free rolling casters for soft surface

#### Base

Black nylon 5 star base

### For Task Versions only:

#### Backrest frame trim finish

Black

#### Backrest function

3" Range of height adjustment, with automatic integrated pivoting flex lumbar support and multi position back angle lock

#### Integrated sliding seat

Provides 4" range of seat depth adjustment

#### Syncro-Quickshift<sup>®</sup> mechanism

Seat and back move in unison to provide continuous lumbar support, while one small turn of the knob ensures optimum comfort for a wide range of body weights

#### Base

Black nylon 5 star base

## OPTIONAL SPECIFICATIONS

### Hard floor casters

Soft wheel braking casters for hard floor \$37

### Base

Polished aluminum 5 star base \$141

### Cal 133 fire code

Fire barrier applied under seat upholstery 20%

### For Task Versions only:

#### DA74WA-100 arms

Adjusts height and width \$266

Pad pivots to the forward, back and rotates 30 degrees polished stem, soft durable PU pads

#### DA241WA Arms

Adjusts height and width \$199

Black stem, soft durable PU pads with integrated soft touch surface

#### DA27WA ARMS

Adjusts height and width \$146

Black stem, soft durable PU pads

### Base

Polished aluminum 5 star base \$141

### Upholstered arm pads

For DA74 and DA27 only - in same leather as chair \$99

SIN #711-18

## DIMENSIONS (IN INCHES)

### TASK CHAIR/TASK STOOLS

Seat - desk height chair 18W x 18D x 16-21H

Seat - medium height stool 18W x 18D x 19-26H

Backrest 19W x 21-24H

Base 27 Diameter

### TASK CHAIR WITH HEADREST

Seat 18W x 18D x 16-21H

Back 19W x 30-33H

Base 27 Diameter

### SWIVEL TILT

Seat - desk height chair 18W x 18D x 16-21H

Seat - medium height stool 18W x 18D x 19-26H

Seat - tall height stool 18W x 18D x 23-32H

Back 17.5W x 17.5H

Base 27 Diameter

### SLED

Seat 18W x 18D x 18H

Back 17.5W x 17.5H

Overall 22W x 24D

### 4 POST

Seat 18W x 18D x 18H

Back 17.5W x 17.5H

Overall 22W x 24D

## COM/COL

Seat All models

## COM

Yd.

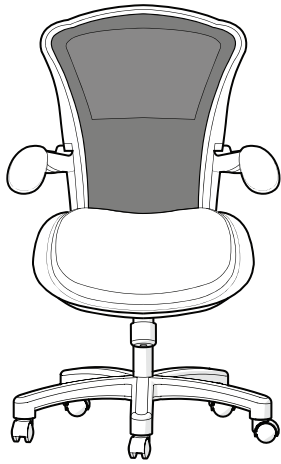
0.75

## COL

Sq. Ft.

14

# Magnum: 24-Hour Heavy Duty Chair



MG9982



MG9982  
Shown with optional headrest

Model #	Description	Quick Ship Black	A	B	C/COL	D	E	F	G	H	I	J/LTH
MG9982	SIN #711-18	\$1,201	\$1,305	\$1,323	\$1,360	\$1,397	\$1,434	\$1,471	\$1,508	\$1,545	\$1,582	\$1,619

## STANDARD SPECIFICATIONS

### 24-hour heavy duty

Large scale heavy duty 24-hour task chair for weights up to 400 Lbs

### Function

Synchronized seat and back with tension adjustment and multi position back lock

### Back

Black high-tensile mesh with integrated adjustable lumbar support

### Arms

Height adjustable with durable polyurethane pads.

Can be lowered to seat height.

Ideal for command centers or those wearing utility or gun belts

### Base

Black Nylon 5 Star Base

### Carpet Casters

Hard wheel free rolling casters for soft surface

### QUICK SHIP:

Quick Ship with black upholstery only. Lead time is 2 days for up to 50 chairs

### ASSEMBLY:

Chairs ship knock-down

For pre-assembly of seat and back and arms, add:

1- 9 chairs + \$40 list per chair

10+ chairs + \$20 list per chair

## OPTIONAL SPECIFICATIONS

### 64-9950/BLK

Adjustable Headrest - black mesh to match backrest \$115

### Hard Floor Casters

Soft wheel braking casters for hard floor \$37

### SIN #711-18

## DIMENSIONS (IN INCHES):

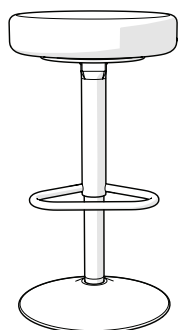
Seat	19.5W x 19D x 16-21H
Back	23.5W x 26H
Between Arms	19.5W
Overall	26.5W x 27D
Base	27.5 Diameter

## COM/COL

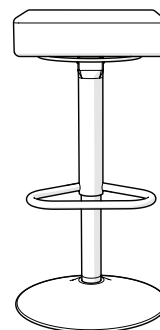
## COM

Seat	Yd
	1.00

This chair is built for 400 lbs. capacity 24/7 use.



OC9288/CH/R



OC9288/CH/SH

Model #	Description	A/COM	B	C/COL	D	E	F	G	H	I	J/LTH
<b>STOOL SIN #711-18</b>											
OC9288/CH/R	Round upholstered seat with piping	\$553	\$576	\$623	\$670	\$717	\$764	\$811	\$858	\$905	\$953
OC9288/CH/SH	Square upholstered seat - striped stitch with piping	\$553	\$576	\$623	\$670	\$717	\$764	\$811	\$858	\$905	\$953

## STANDARD SPECIFICATIONS

### Adjustable seat height

Range from chair height to bar stool height

### Auto return mechanism

Seat returns to full height and original orientation after user leaves the seat

### Seat upholstery

See Optional Specifications below

### Base and integrated footrest support

Polished metal

## OPTIONAL SPECIFICATIONS


Round seat upholstery	With piping in same color as seat upholstery	-
Round seat upholstery	With piping in different color	\$37
Square seat upholstery	With piping in same color as seat upholstery	-
Square seat upholstery	With piping in different color	\$26
Jury base - polished finish	Requires on site installation. Special order. Check with Customer Service.	\$84
Cal 133 fire code SIN #711-18	Fire barrier applied under the upholstery	+20%

## DIMENSIONS (IN INCHES)

Round upholstered seat	16 Diameter x 19.5-28H
Square upholstered seat	14W x 14D x 19.5-28H
Footring	Footring is 16" below the seat
Base	15.5" Diameter

COM/COL	COM	COL
	Yd.	Sq. Ft.
Round seat	1.00	18
Square seat	1.00	18
Piping for round seat	1.00	18
Piping for square seat	1.00	18

# Perillo



PR18120



PR18120

Model #	Description	A/ COM	B	C/COL	D	E	F	G	H	I	J/LTH
<b>LOUNGE CHAIR</b>		<b>SIN #711-16</b>									
PR18120	Molded shell	\$5011	-	-	-	-	-	-	-	-	-
PR18125	Molded shell with upholstered seat pad	\$5220	5246	5298	5350	5403	5455	5507	5559	5612	5664

## STANDARD SPECIFICATIONS

### Molded shell

White gloss thermo shell

### Auto return mechanism

Chair returns to original orientation after use


### Base

Polished metal

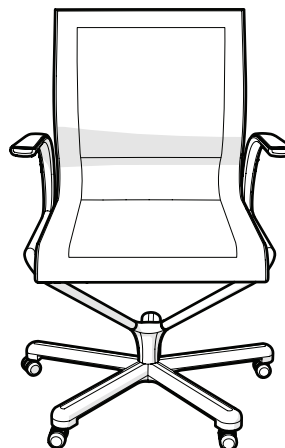
## DIMENSIONS (IN INCHES)

<b>Seat</b>	20W x 19D x 17H
<b>Back</b>	28W x 16H
<b>Overall</b>	32W x 25D

COM/COL	COM	COL
	<b>Yd.</b>	<b>Sq. Ft.</b>
PR18125	Upholstered seat pad	1.00 18



RL18152/KNT



RL18152/CST/KNT

Model #	Description	A/ COM	B	C/COL	D	E	F	G	H	I	J/LTH
<b>SWIVEL CONFERENCE CHAIR WITH RIB KNIT UPHOLSTERY</b>		<b>SIN #711-18</b>									
RL18150/KNT	4 star swivel base on glides, no arms	\$1615	-	-	-	-	-	-	-	-	-
RL18152/KNT	4 star swivel base on glides, with arms	\$1928	-	-	-	-	-	-	-	-	-
RL18150/CST/KNT	5 star swivel base with casters, no arms	\$1615	-	-	-	-	-	-	-	-	-
RL18152/CST/KNT	5 Star Swivel Base with casters and arms	\$1928	-	-	-	-	-	-	-	-	-
<b>SWIVEL CONFERENCE CHAIR WITH FABRIC OR LEATHER UPHOLSTERY</b>		<b>SIN #711-18</b>									
RL18150	4 star swivel base on glides, no arms	\$1928	1988	2108	2228	2349	2469	2589	2709	2829	2950
RL18152	4 star swivel base on glides, with arms	\$2242	2302	2422	2542	2662	2782	2902	3023	3143	3263
RL18150/CST	5 star swivel base with casters, no arms	\$1928	1988	2108	2228	2349	2469	2589	2709	2829	2950
RL18152/CST	5 star swivel base with casters and arms	\$2242	2302	2422	2542	2662	2782	2902	3023	3143	3263

## STANDARD SPECIFICATIONS

### Rib knit upholstery

Soft knit mesh upholstery  
Specify black or dark brown

### Arm caps

Specify polished, black or ivory

### Frame

Polished metal

### Base

Polished aluminum

### Carpet glides

Nylon glides for carpet surface

### Carpet casters

Hard wheel free rolling casters for soft surface

### Cal 133 fire code

Standard for rib knit version

## OPTIONAL SPECIFICATIONS

### Fabric or leather upholstery

Dauphin fabrics, leather or approved COM/COL

### Hard floor glides

Glides with soft surface for hard floor

\$47

### Hard floor casters

Soft wheel braking casters for hard floor

\$37

### Cal 133 fire code

Upholstered version

+20%

### SIN #711-18

## DIMENSIONS (IN INCHES)

### For all models

Seat 20W x 17D x 18H  
Back 20W x 16H  
Overall 22W x 22D x 38H


## COM/COL

## COM

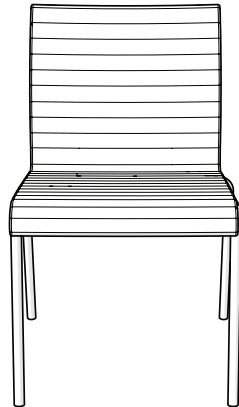
## COL

	Yd.	Sq. Ft.
Complete chair	1.50	27
Upholstered version		

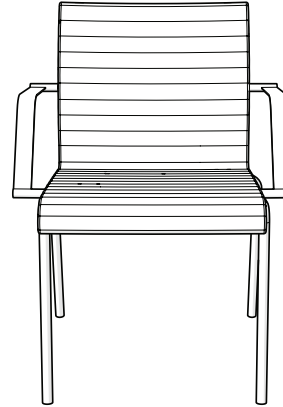
# Siamo




SM16683



SM16400



SM16403



SM16900

Model #	Description	A/ COM	B	C/COL	D	E	F	G	H	I	J/LTH
<b>SWIVEL TILT</b>		<b>SIN #711-18</b>									
SM16680	Desk chair, no arms	\$636	665	723	780	838	895	953	1010	1067	1125
SM16682	Desk chair, poly arms	\$673	702	759	817	874	932	989	1047	1104	1162
SM16683	Desk chair, polished arms	\$835	864	921	979	1036	1094	1151	1209	1266	1323
SM16680M	Medium stool, no arms	\$762	791	848	905	963	1020	1078	1135	1193	1250
SM16682M	Medium stool, poly arms	\$798	827	885	942	1000	1057	1114	1172	1229	1287
SM16683M	Medium stool, polished arms	\$960	989	1047	1104	1162	1219	1276	1334	1391	1449
SM16680T	Tall stool, no arms	\$783	811	869	926	984	1041	1099	1156	1214	1271
SM16682T	Tall stool, poly arms	\$819	848	905	963	1020	1078	1135	1193	1250	1308
SM16683T	Tall stool, polished arms	\$981	1010	1067	1125	1182	1240	1297	1355	1412	1470
<b>4 POST CHAIR</b>		<b>SIN #711-18</b>									
SM16400	No arms	\$636	665	723	780	838	895	953	1010	1067	1125
SM16402	Poly arms	\$673	702	759	817	874	932	989	1047	1104	1162
SM16403	Polished arms	\$835	864	921	979	1036	1094	1151	1209	1266	1323
<b>4 POST STOOL</b>											
SM16900*	Bar Stool, low back, no arms	\$898	926	984	1041	1099	1156	1214	1271	1329	1386
SM16900TB*	Bar Stool, full back, no arms	\$978	1006	1064	1121	1179	1236	1294	1351	1409	1466

\*Open Market Items



## STANDARD SPECIFICATIONS

### Available on a beam

See beam seating section

### Horizontal stitching detail

For seat and front of backrest upholstery stitching detail will not be applied where fabric has horizontal lines or conflicting pattern

### Frame

Polished metal

### Base for Swivel Tilt

Polished aluminum

### Footring for swivel tilt stools

Polished 20" diameter with simple rotation/lock for height variation of footring

### Carpet casters

Hard wheel free rolling casters for soft surface

### Carpet glides

Nylon glides for carpet surface

## OPTIONAL SPECIFICATIONS

<b>Plain upholstery detail</b>	No horizontal stitch	-
<b>Upholstered arm wrap</b>	In COL to match chair upholstery	\$131
<b>Hard floor casters</b>	Soft wheel braking casters for hard floor	\$37
<b>Hard floor glides</b>	Glides with soft surface for hard floor	\$47
<b>Cal 133 fire code SIN #711-18</b>	Fire barrier applied under the upholstery	+20%

## DIMENSIONS (IN INCHES)

### SWIVEL TILT

<b>Seat - desk height chair</b>	18W x 18D x 16-21H
<b>Seat - medium height stool</b>	18W x 18D x 19-26H
<b>Seat - tall height stool</b>	18W x 18D x 23-32H
<b>Back</b>	18W x 18H
<b>Overall with no arms</b>	18W x 19D
<b>Overall with arms</b>	22W x 19D
<b>Desk chair base</b>	25" Diameter
<b>Stool base</b>	27" Diameter

### 4 POST CHAIR

<b>Seat</b>	18W x 18D x 18H
<b>Back</b>	18W x 18H
<b>Overall with no arms</b>	18W x 19D
<b>Overall with arms</b>	22W x 19D

### 4 POST STOOL

<b>Seat</b>	18W x 18D x 29H
<b>Back - low back</b>	18W x 11H
<b>Back - full back</b>	18W x 18H
<b>Overall</b>	18W x 21D

## COM/COL

## COM

## COL

	Yd.	Sq. Ft.
All models except 4 post stool low back	1.30	23
4 post stool low back	1.00	18

No extra COM/COL is required for arm wraps

# Signo



SG61201



SG61201

Model #	Description	A/ COM	B	C/COL	D	E	F	G	H	I	J/LTH
SWIVEL TILT	SIN #33721										
SG61201	Swivel tilt conference chair	\$1771	1810	1889	1967	2046	2124	2202	2281	2359	2437

### STANDARD SPECIFICATIONS

**Frame**

Polished aluminum

**Carpet casters**

Hard wheel free rolling casters for soft surface

**Base**

Polished aluminum 4 star base

### OPTIONAL SPECIFICATIONS

**Arm caps**

Specify:

- same upholstery as the seat or

- same upholstery as the backrest or

- black leather

**Hard floor casters**

Soft wheel braking casters for hard floor

\$37

**Carpet glides**

Nylon glides for carpet surface

\$21

**Hard floor glides**

Glides with soft surface for hard floor

\$47

**Cal 133 fire code**

Fire barrier applied under the upholstery

+20%

SIN #33721

### DIMENSIONS (IN INCHES)

Seat	18W x 18D x 16-21H
Back	18W x 21H
Base	27D

COM/COL	COM	COL
	Yd.	Sq. Ft.
Seat	0.80	14
Back	1.00	18
Complete chair	1.65	30

This page intentionally left blank

# Speed-O



Model #	Description	A/ COM	B	C/COL	D	E	F	G	H	I	J/LTH
<b>TASK CHAIR</b>											
	<b>SIN #711-18</b>										
SO76200	Poly membrane back	\$480	493	519	545	571	597	623	649	676	702
SO76300	Mesh back pad on poly	\$521	535	561	587	613	639	665	691	717	744
<b>MEDIUM STOOL</b>											
	<b>SIN #711-18</b>										
SO76200M	Poly membrane back	\$605	618	644	670	696	723	749	775	801	827
SO76300M	Mesh back pad on poly	\$647	660	686	712	738	764	791	817	843	869
<b>TALL STOOL</b>											
	<b>SIN #711-18</b>										
SO76200T	Poly membrane back	\$626	639	665	691	717	744	770	796	822	848
SO76300T	Mesh back pad on poly	\$668	681	707	733	759	785	811	838	864	890

## STANDARD SPECIFICATIONS

### Poly back

Black flexible poly membrane, with 3" range of height adjustment

### Mesh back pad

Soft knit mesh on poly back - see spacer mesh page 93

### Upholstered back pad

Upholstered back pad on poly back. For mesh or upholstered back pad on poly, specify if on white or black poly backrest

### Seat

Upholstered contoured seat with waterfall front edge

### Auto-syncro mechanism

Seat and back move in unison to provide continuous lumbar support and automatically adjusts to different body weights

Forward back lock and integrated sliding seat standard

### Footring for stools

Polished 20" diameter with simple rotation/lock for height variation of footring

### Base

Black nylon 5 star base

### Carpet casters

Hard wheel free rolling casters for soft surface

## OPTIONAL SPECIFICATIONS

### Poly Back

White flexible poly membrane, with 3" range of height adjustment \$37

Note that when white poly back is chosen, the lower back support to mechanism will also be white

### SO25WA Arms

Black stem, soft durable PU pads \$105

Adjusts height and width

### SO25WA -WH Arms

White stem, soft durable PU pads \$131

Adjusts height and width

### Base

Polished aluminum 5 star base \$141

### Hard Floor Casters

Soft wheel braking casters for hard floor \$37

### Carpet Glides

Nylon glides for carpet surface \$21

### SIN #711-18

## DIMENSIONS (IN INCHES)

Seat - task chair 19W x 19D x 16-21H

Seat - medium stool 19W x 19D x 19-26H

Seat - tall stool 19W x 19D x 23-31H

Back 18W x 21-24H

Base 27 Diameter

## COM/COL

## COM

## COL

### Seat

Yd.  
0.75

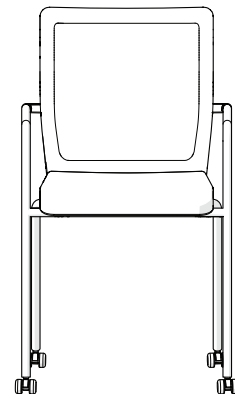
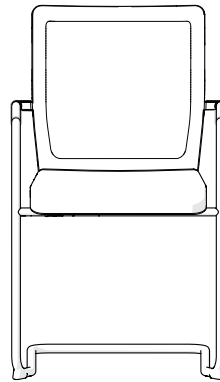
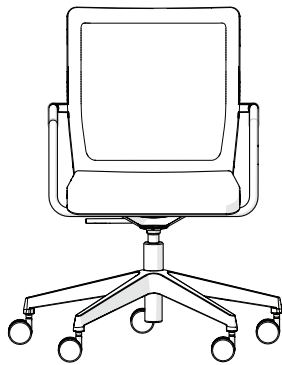
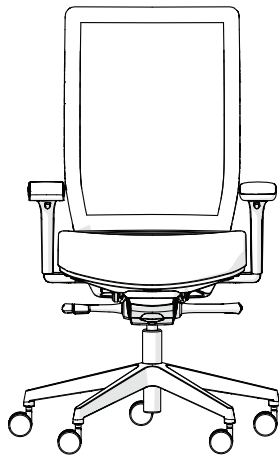
Sq. Ft.  
14

### Back

0.75

14

# Stilo



Model #	Description	A/ COM	B	C/COL	D	E	F	G	H	I	J/LTH
<b>TASK CHAIR/TASK STOOL</b>		<b>SIN #711-18</b>									
ST68175	Task chair	\$720	736	767	798	830	861	892	924	955	986
ST68175M	Medium stool	\$845	861	892	924	955	986	1018	1049	1081	1112
<b>SWIVEL TILT</b>		<b>SIN #711-18</b>									
ST68070	Desk chair	\$846	860	886	912	938	964	990	1016	1042	1069
ST68070M	Medium stool	\$972	985	1011	1037	1063	1089	1116	1142	1168	1194
ST68070T	Tall stool	\$993	1006	1032	1058	1084	1110	1136	1163	1189	1215
<b>STACKABLE SLED</b>		<b>SIN #711-19</b>									
ST68050	Stackable sled	\$862	875	901	927	954	980	1006	1032	1058	1084
<b>STACKABLE 4 POST</b>		<b>SIN #711-19</b>									
ST68000	4 Post	\$841	854	880	907	933	959	985	1011	1037	1063
ST68020	4 Post with casters	\$862	875	901	927	954	980	1006	1032	1058	1084

## STANDARD SPECIFICATIONS

### For all Versions:

#### Mesh back

Soft knit mesh - See spacer mesh page 93

#### Frame for swivel tilt, sled and 4 post

Polished metal

#### Arm wrap for swivel tilt, sled and 4 post

Soft touch durable black rubber

#### Glides for 4 post

Hard glides for soft surface

#### Base for task and swivel tilt

Black nylon 5 star base

#### Carpet casters

Hard wheel free rolling casters for soft surface

#### Footring for stools

Polished 20" diameter with simple rotation/lock for height variation of footring

#### Stacking

4 Post models stack 4 high on the floor or on a cart  
Sled base model stacks 9 high on the floor or on a cart

#### Stacking cart

FR0348 easy move cart for stacking and moving

### For Task Versions Only:

#### Integrated sliding seat

Provides 4" range of seat depth adjustment

#### Syncro-Quickshift<sup>®</sup> mechanism

Seat and back move in unison to provide continuous lumbar support, while one small turn of the knob ensures optimum comfort for a wide range of body weights

Variable back lock and integrated sliding seat standard

## OPTIONAL SPECIFICATIONS

### For all Versions:

#### No arm wrap

Specify no arm wrap

#### Hard floor casters

Soft wheel braking casters for hard floor \$37

#### Base for task and swivel tilt

Polished aluminum 5 star base \$141

#### Carpet glides

Nylon glides for carpet surface \$21

#### Hard floor glides

Glides with soft surface for hard floor \$47

### For Task Versions Only:

#### DA27WA arms

Adjusts height and width \$146  
Black stem, soft durable PU pads

#### DA241WA arms

Adjusts height and width \$199  
black stem, soft durable PU pads with integrated soft touch surface

#### DA74WA-100 arms

Adjusts height and width \$266  
Pad pivots to the forward, back and rotates 30 degrees  
Polished stem, soft durable PU pads

#### SIN #711-18

## DIMENSIONS (IN INCHES)

### TASK CHAIR/TASK STOOL

Seat - task chair	19W x 19D x 16-21H
Seat - medium stool	19W x 19D x 19-26H
Back	18W x 24H
Base	27 Diameter

### SWIVEL TILT

Seat - desk height chair	18W x 18D x 16-21H
Seat - medium height stool	18W x 18D x 19-26H
Seat - tall height stool	18W x 18D x 23-32H
Back	18W x 18H
Base	27D

### SLED (STACKABLE)

Seat	18W x 18D x 18H
Back	18W x 18H
Overall	21.5W x 26D

### 4 POST (STACKABLE)

Same as 4 post, above

## COM/COL

Seat All models

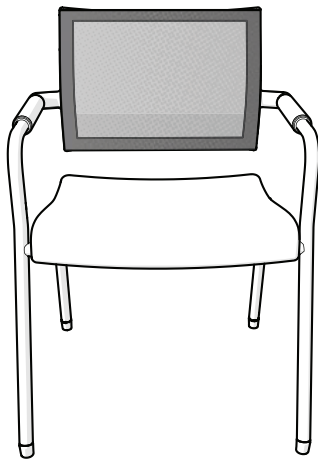
## COM

0.75

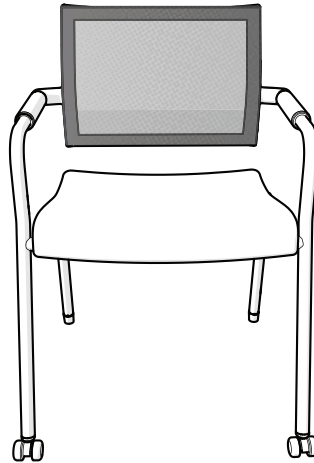
## COL

14

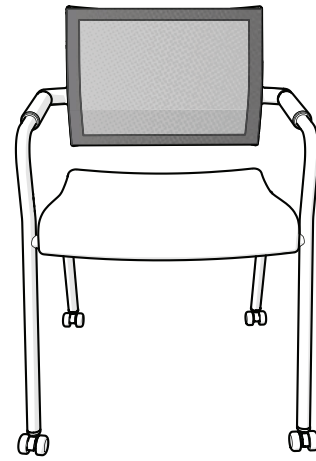
# Strata



ST9420



ST9440



ST9460

Model #	Description	A/ COM	B	C/COL	D	E	F	G	H	I	J/LTH
<b>STRATA</b>		<b>SIN #711-18</b>									
ST9420	4 post with 4 glides	\$570	587	623	658	694	729	765	800	836	872
ST9440	4 post with 2 glides, 2 casters	\$596	613	649	684	720	755	791	826	862	898
ST9460	4 post with 4 casters	\$622	639	675	710	746	781	817	852	888	924

## STANDARD SPECIFICATIONS

### Backrest

Flexible black knit mesh

### Arm wraps

Black poly

### Frame

Polished metal

### Seat

Fully upholstered

### Carpet casters

Hard wheel free rolling casters for soft surface

### Carpet glides

Nylon glides for carpet surface

### Caster/glide insert

Unique push-fit interchangeability between casters and glides

## OPTIONAL SPECIFICATIONS

### Hard floor casters

Soft wheel braking casters for hard floor

\$37

### Hard floor glides

Glides with soft surface for hard floor

\$47

### Cal 133 fire code

Fire barrier applied under the upholstery

+20%

SIN #711-18

## DIMENSIONS (IN INCHES)

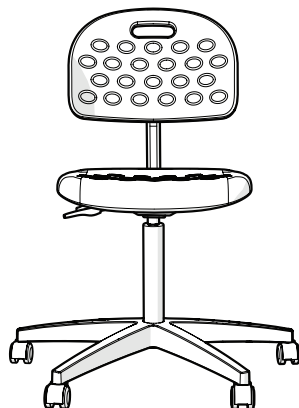
Seat	19W x 18D x 18H
Back	18W x 16H
Overall	23.5W x 22D x 32H

COM/COL	COM	COL
	Yd.	Sq. Ft.
All models	0.75	14



This page intentionally left blank

# Tec Line: Polyurethane



SP9110D



SP9110T

Model #	Description	A/ COM	B	C/COL	D	E	F	G	H	I	J/LTH
<b>POLYURETHANE CHAIRS AND STOOLS</b>		<b>SIN #711-18</b>									
SP9110D	Desk chair/work chair	\$469	-	-	-	-	-	-	-	-	-
SP9110M	Medium stool	\$595	-	-	-	-	-	-	-	-	-
SP9110T	Tall stool	\$616	-	-	-	-	-	-	-	-	-
<b>WITH ROUND POLYURETHANE SEAT, NO BACK</b>		<b>SIN #711-18</b>									
SP8002/PU	Desk Height	\$333	-	-	-	-	-	-	-	-	-
SP8228/PU	Medium stool	\$459	-	-	-	-	-	-	-	-	-
SP8288/PU	Tall stool	\$480	-	-	-	-	-	-	-	-	-

## STANDARD SPECIFICATIONS

### Seat and back

Soft durable polyurethane

### Backrest function

Backrest angle and height adjustment for optimum support

### Footring for stools

Polished 20" diameter with simple rotation/lock for height variation of footring standard for stool height chairs for version with seat and back

### Base

Black Nylon 5 star base

### Hard floor casters

Soft wheel braking casters for hard floor

**NOTE: qualifies as class 10 clean room**

## OPTIONAL SPECIFICATIONS

### AL10WA arms

Adjusts height and width

\$152

Black stem, soft durable PU pads

For version with seat and back

### Carpet glides

Nylon glides for carpet surface

\$21

### Hard Floor Glides

Glides with soft surface for hard floor

\$47

SIN #711-18

## DIMENSIONS (IN INCHES)

### Backrest

17W x 13-17H

### Seat - for Version with Seat AND Back

17.5W x 18D

### Seat - for Round Seat Version

17 Diameter

### Seat Height - Desk Chair

16-21H

### Seat Height - medium stool

19-26H


### Seat Height - tall stool

23-32H

### Base

27 Diameter

# Tec Line: Physician



SP8002

Model #	Description	A/ COM	B	C/COL	D	E	F	G	H	I	J/LTH
PHYSICIANS STOOLS WITH UPHOLSTERED ROUND SEAT		SIN #711-18									
SP8002	Desk Height	\$354	365	386	407	427	448	469	490	511	532
SP8228	Medium stool	\$480	490	511	532	553	574	595	616	636	657
SP8288	Tall stool	\$501	511	532	553	574	595	616	636	657	678

## STANDARD SPECIFICATIONS

### Fully Upholstered Seat

### Footring for stools

Polished 20" diameter with simple rotation/lock for height variation of footring standard for stool height chairs

### Base

Black Nylon 5 star base

### Hard floor casters

Soft wheel braking casters for hard floor

## OPTIONAL SPECIFICATIONS

### Carpet Glides

Nylon glides for carpet surface

\$21

### Hard Floor Glides

Glides with soft surface for hard floor

\$47

SIN #711-18

## DIMENSIONS (IN INCHES)

### Seat - Desk Chair

17 Diameter x 16-21H

### Seat - Medium Stool

17 Diameter x 19-26H

### Seat - Tall Stool

17 Diameter x 23-32H

### Base Desk Chair

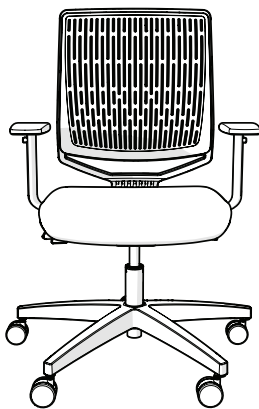
22 Diameter

### Base Stool

27 Diameter

COM/COL	COM	COL
Seat	Yd. 0.50	Sq. Ft. 14

# Tec Line: Poly Back



**AK79100**  
Shown with optional arms



**SO76200**  
Shown with optional arms



**SO76200M**

Model #	Description	A/ COM	B	C/COL	D	E	F	G	H	I	J/LTH
<b>AIKO</b>		<b>SIN #711-18</b>									
AK79100	Desk/work chair	-	-	694	725	-	788	-	-	-	-
AK79100M	Medium stool	-	-	819	851	-	913	-	-	-	-
AK79100T	Tall stool	-	-	840	872	-	934	-	-	-	-
<b>SPEEDO</b>		<b>SIN #711-18</b>									
SO76200	Desk/work chair	-	-	519	545	-	597	-	-	-	-
SO76200M	Medium stool	-	-	644	670	-	723	-	-	-	-
SO76200T	Tall stool	-	-	665	691	-	744	-	-	-	-

# Tec Line: Poly Back

## STANDARD SPECIFICATIONS

### Seat - protective, washable upholstery

Grade C: Momentum Canter polyurethane - 240,000 double rubs

Grade F: Momentum Silica silicone - 365,000 double rubs

Grade D: Maharam Lariat vinyl - 140,000 double rubs

### Carpet Casters

Hard wheel free rolling casters for soft surface

### Base

Black nylon 5 star base

### Footring For Stools

Polished 20" diameter with simple rotation/lock for height variation of footring

### AIKO

#### Poly back

Black poly membrane

### Seat

Contoured seat with waterfall front edge

### Integrated Sliding Seat

Provides 4" range of seat depth adjustment

### Syncro-Quickshift® Mechanism

Seat and back move in unison to provide continuous lumbar support, while one small turn of the knob ensures optimum comfort for a wide range of body weights.

Variable back lock and integrated sliding seat standard.

### SPEEDO

#### Poly Back

Black Flexible Poly Membrane, with 3" range of height adjustment

### Seat

Upholstered contoured seat with waterfall front edge

### Auto-Syncro Mechanism

Seat and back move in unison to provide continuous lumbar support and automatically adjusts to different body weights

Forward back lock and integrated sliding seat standard.

## OPTIONAL SPECIFICATIONS

<b>Base</b>	Polished aluminum 5 star base	141
<b>Hard Floor Casters</b>	Soft wheel braking casters for hard floor	37
<b>Carpet Glides</b>	Nylon glides for carpet surface	21
<b>AIKO</b>		
<b>DA27WA Arms</b>	Adjusts height and width	146
	Black stem, soft durable PU pads	
<b>Cal 133 Fire Code</b>	For mesh back models only	+ 20%
<b>SPEEDO</b>		
<b>Poly Back</b>	White flexible poly membrane, with 3" range of height adjustment	37
<b>SO25WA Arms</b>	Black stem, soft durable PU pads	105
	Adjusts height and width	
<b>SO25WA -WH Arms</b>	White stem, soft durable PU pads	131
	Adjusts height and width	

### SIN #711-18

## DIMENSIONS (IN INCHES):

### AIKO

<b>Seat - Desk/work chair</b>	19W x 19D x 16-21H
<b>Seat - Medium Stool</b>	19W x 19D x 19-26H
<b>Seat - Tall Stool</b>	19W x 19D x 23-31H
<b>Back</b>	18W x 20H
<b>Base</b>	27 Diameter

### SPEEDO

<b>Seat - Desk/work chair</b>	19W x 19D x 16-21H
<b>Seat - Medium Stool</b>	19W x 19D x 19-26H
<b>Seat - Tall Stool</b>	19W x 19D x 23-31H
<b>Back</b>	18W x 21-24H
<b>Base</b>	27 Diameter

## COM/COL

## COM

## COL

<b>Seat</b>	Yd	Sq.Ft
	0.75	13.5

# Tec Line: Cleanroom, ESD and Cleanroom/ESD



SP1361



SP1318-660

Model #	Description	A/ COM	B	C/COL	D	E	F	G	H	I	J/LTH
<b>CLEANROOM CLASS 100</b>		<b>SIN #711-18</b>									
SP1361	Desk/work chair	\$846	-	-	-	-	-	-	-	-	-
SP1366-660	Medium stool	\$972	-	-	-	-	-	-	-	-	-
SP1368-680	Tall stool	\$993	-	-	-	-	-	-	-	-	-
Upholstery	Cleanroom Vinyl										
<b>ESD</b>		<b>SIN #711-18</b>									
SP1331	Desk/work chair	\$982	-	-	-	-	-	-	-	-	-
SP1338-660	Medium stool	\$1097	-	-	-	-	-	-	-	-	-
SP1338-680	Tall stool	\$1118	-	-	-	-	-	-	-	-	-
Upholstery options	Onyx ESD Fabric or Black ESD Vinyl										
<b>CLEANROOM / ESD CLASS 100</b>		<b>SIN #711-18</b>									
SP1311	Desk/work chair	\$1014	-	-	-	-	-	-	-	-	-
SP1318-660	Medium stool	\$1139	-	-	-	-	-	-	-	-	-
SP1318-680	Tall stool	\$1160	-	-	-	-	-	-	-	-	-
Upholstery	Black ESD Vinyl										

# Tec Line: Cleanroom, ESD and Cleanroom/ESD

## STANDARD SPECIFICATIONS

### Height Adjustable Back

Provides 3" adjustment range for back and lumbar

### Footring for stools

Polished 20" diameter with simple rotation/lock for height variation of footring

### Base for Cleanroom

Black Nylon 5 star base

### Base for Cleanroom/ESD

Polished aluminum 5 star base

### Casters

Soft wheel braking casters for hard floor

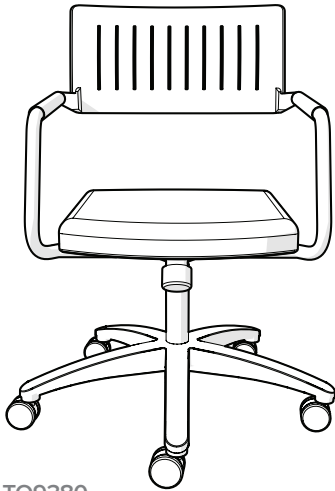
## OPTIONAL SPECIFICATIONS

<b>HA2 Arms</b>	Adjusts 4" in height Black stem, soft durable PU pads	\$152
<b>OM42WA Arms</b>	Adjusts 4" in height and width Black stem, soft durable PU pads Arms and glides are not ESD compliant	\$214
<b>Carpet glides</b>	Nylon glides for carpet surface	\$21
<b>Hard Floor Glides</b>	Glides with soft surface for hard floor	\$47
<b>SIN #711-18</b>		

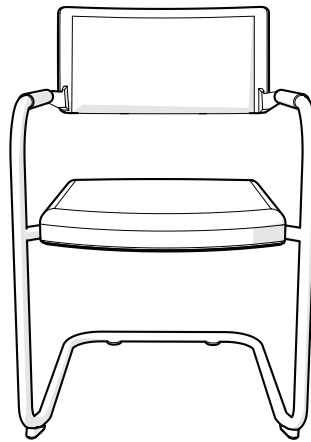
## DIMENSIONS (IN INCHES)

<b>Seat - Desk Chair</b>	18W x 18D x 16-21H
<b>Seat - Medium stool</b>	18W x 18D x 19-26H
<b>Seat - Tall stool</b>	18W x 18D x 23-32H
<b>Back</b>	18.5W x 20-23H
<b>Base</b>	27 Diameter

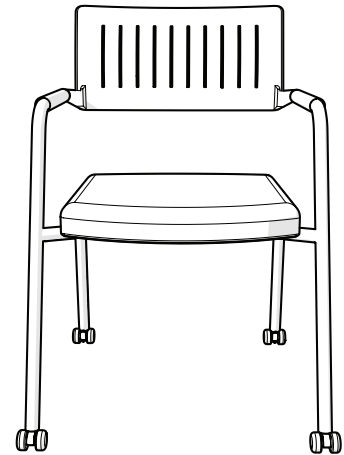
# Teo



TO9380



TO9370



TO9460

Model #	Description	A/ COM	B	C/COL	D	E	F	G	H	I	J/LTH
<b>SWIVEL TILT</b>		<b>SIN #711-18</b>									
TO9380	Desk chair, poly back	\$636	649	676	702	728	754	780	806	832	858
TO9390	Desk chair, upholstered back pad	\$678	698	737	776	815	855	894	933	972	1011
TO9380M	Medium stool, poly back	\$762	775	801	827	853	879	905	932	958	984
TO9390M	Medium stool, upholstered back pad	\$804	823	862	902	941	980	1019	1058	1098	1137
TO9380T	Tall stool, poly back	\$783	796	822	848	874	900	926	953	979	1005
TO9390T	Tall stool, upholstered back pad	\$825	844	883	922	962	1001	1040	1079	1118	1158
<b>SLED</b>		<b>SIN #711-18</b>									
TO9360	Sled chair, poly back	\$616	629	655	681	707	733	759	785	811	838
TO9370	Sled chair, upholstered back pad	\$657	677	716	755	794	834	873	912	951	990
<b>4 POST WITH POLY BACK</b>		<b>SIN #711-18</b>									
TO9420	With 4 glides	\$616	629	655	681	707	733	759	785	811	838
TO9440	With 2 glides, 2 casters	\$636	649	676	702	728	754	780	806	832	858
TO9460	With 4 casters	\$657	670	696	723	749	775	801	827	853	879
<b>4 POST WITH POLY BACK AND UPHOLSTERED BACK PAD</b>		<b>SIN #711-18</b>									
TO9421	With 4 glides	\$657	677	716	755	794	834	873	912	951	990
TO9441	With 2 glides, 2 casters	\$678	698	737	776	815	855	894	933	972	1011
TO9461	With 4 casters	\$699	719	758	797	836	875	915	954	993	1032



## STANDARD SPECIFICATIONS

### Available on a beam

See Beam Seating section

### Poly back

Black flex poly

### Arm pads

Soft durable rubber pads

### Frame

Polished metal

### Footring for stools

Polished 20" diameter with simple rotation/lock for height variation of footring

### Base for swivel tilt

Black nylon 5 star base

### Carpet glides

Nylon glides for carpet surface

### Carpet casters

Hard wheel free rolling casters for soft surface

## OPTIONAL SPECIFICATIONS

<b>White poly back</b>	Special order - check lead time	\$42
<b>No arm pads</b>	Specify "no arm pads"	N/C
<b>Base</b>	Polished aluminum 5 star base	\$141
<b>Hard Floor glides</b>	Glides with soft surface for hard floor	\$47
<b>Hard floor casters</b>	Soft wheel braking casters for hard floor	\$37
<b>Cal 133 fire code SIN #711-18</b>	Fire barrier applied under the upholstery	+20%

## DIMENSIONS (IN INCHES)

### SWIVEL TILT and SLED

<b>Seat - desk height</b>	18.5W x 18.5D x 16-21H
<b>Seat - medium stool height</b>	18.5W x 18.5D x 19-26H
<b>Seat - tall stool height</b>	18.5W x 18.5D x 23-32H
<b>Back</b>	19W x 15H
<b>Overall</b>	26W x 26D

### 4 POST WITH POLY BACK and 4 POST WITH POLY BACK AND UPHOLSTERED BACK PAD

<b>Seat</b>	18.5W x 18.5D x 18H
<b>Back</b>	19W x 15H
<b>Overall</b>	22W x 24D

## COM/COL

## COM

## COL

		Yd.	Sq. Ft.
<b>Seat</b>	All versions	0.75	13.50
<b>Complete chair</b>	Poly back version	0.75	13.50
<b>Back pad</b>	Upholstered back pad version	0.50	9
<b>Complete chair</b>	Upholstered back pad version	1.00	18

# Visita



VI2220



VI2240



VI2250

Model #	Description	A/ COM	B	C/COL	D	E	F	G	H	I	J/LTH
<b>SLED BASE</b>		<b>SIN #711-18</b>									
VI2220	Mesh back	\$835	861	913	966	1018	1070	1122	1175	1227	1279
VI2230	Fully upholstered back	\$919	949	1009	1069	1129	1189	1249	1309	1369	1429
<b>SWIVEL</b>		<b>SIN #711-18</b>									
VI2240	Mesh back desk height chair	\$939	966	1018	1070	1122	1175	1227	1279	1331	1384
VI2250	Fully upholstered back desk height chair	\$1023	1053	1113	1173	1233	1293	1354	1414	1474	1534
VI2240M	Mesh back medium stool	\$1065	1091	1143	1195	1248	1300	1352	1404	1457	1509
VI2250M	Fully upholstered back medium stool	\$1148	1178	1239	1299	1359	1419	1479	1539	1599	1659
VI2240T	Mesh back tall stool	\$1086	1112	1164	1216	1269	1321	1373	1425	1478	1530
VI2250T	Fully upholstered back tall stool	\$1169	1199	1259	1320	1380	1440	1500	1560	1620	1680

## STANDARD SPECIFICATIONS

### Attimo backrest mesh colors

Select Black 4101 or Silver Grey 4104 see page 93

### Seat

Innersprung cantilever seat

### Frame

Polished metal

### Arm

Arm standard polished with no arm wrap

### Footring for swivel stool version

Polished 20" diameter with simple rotation/lock for height variation of footring

### Base for swivel tilt

Polished aluminum 5 star base

### Carpet casters

Hard wheel free rolling casters for soft surface

## OPTIONAL SPECIFICATIONS

<b>Spacer Backrest Mesh Colors</b>	See spacer mesh, page 93	\$25
<b>Arm wrap</b>	Soft durable rubber	\$37
<b>Arm wrap</b>	Black leather	\$157
<b>Arm wrap</b>	To match chair upholstery if leather	\$131
<b>Hard floor casters</b>	Soft wheel braking casters for hard floor	\$37
<b>Glides for swivel</b>	Nylon glides for carpet surface	\$21
<b>Cal 133 fire code SIN #711-18</b>	Fire barrier applied under the upholstery	+20%

## DIMENSIONS (IN INCHES)

### SLED BASE

Seat	20W x 18D x 18H
Back	20W x 17H
Overall	22W x 22D

### SWIVEL

Seat - Desk height	20W x 18D x 16-21H
Seat - Medium height stool	20W x 18D x 19-26H
Seat - Tall height stool	20W x 18D x 23-32H
Back	20W x 17H
Base	27 Diameter

## COM/COL

## COM

## COL

Yd.

Sq. Ft.

<b>Seat</b>	For mesh back versions	1.00	18
<b>Seat</b>	For upholstered back versions	1.00	18
<b>Back</b>	For upholstered back versions	1.00	18
<b>Complete chair</b>	For upholstered back versions	1.50	27

# Finishes - Side Chairs

## EDDY POLY FINISHES



200 Black



700 Grey




800 Red



900 Blue




003 Beige




042 White

## CEMPA POLY & WOOD FINISHES



046 Yellow



800 Red



024 Green



040 Blue



200 Black



043 Iron Grey



400 Silver



420 White




Walnut



Oak


## LITTLE PERILLO XS POLY FINISHES




White




Grey



Light Green




Light Blue




Beige

# Finishes - Mesh

## SOFT KNIT SPACER MESH WITH FOAM BACKING



Black




Caribbean



Cayenne




Hunter



Ink




Mocha




Paprika




Pewter



Sapphire




Sky




Limelight



Marigold




Sterling




Wine

## ATTIMO MESH



4104 Silver Grey



4101 Black



Charcoal


## AIKO MESH

# Finishes - Other

## BOBO & LITTLE PERILLO ZIPPER OPTIONS



Black




Blue



Yellow




Red



Beige

## FOR ALETA WOOD FEET




Natural Maple



Dark Walnut/Java



Light Mahogany/  
Brandy



Dark Mahogany/  
Cabernet



Oak

## CEMPA & AXIUM

## ALETA FOOT OPTIONS



12-8201-100



12-000-110



12-000-210




12-JXLG1-5-4




12-1620/xxx


## ARM OPTIONS FOR TASK CHAIRS



DA27WA



DA241WA



DA74WA-100



HA2



OM42WA



S025WA-WH









# Terms and Conditions

**Ordering Information:** Orders may be placed by fax, or e-mail. Fax: 800.220.3844  
E-mail: inquire@dauphin.com  
All orders are subject to credit approval. Orders cancelled after production has been scheduled are subject to a 30% cancellation charge. Once orders have entered production, no cancellations will be accepted. No cancellations will be accepted for custom orders.

**Prices:** Prices are listed in US dollars (\$). Customers paying in Canadian dollars (\$) must refer to www.dauphin.com for the most current financial exchange surcharge. Prices are F.O.B. destination within the 48 contiguous United States, (Alaska, Hawaii, and Puerto Rico, please contact Customer Service for freight costs), or within the Provinces of Canada. For Canada, FOB will be to the City of the Canadian Dealership. Ownership passes to consignee F.O.B. our factory. Prices do not include storage or insurance charges, sales or other taxes, or inside delivery uncarting and installation costs. Prices and specifications are subject to change without notice and orders are subject to prices prevailing at the time of submission. Orders with extended delivery dates are subject to special pricing. Orders for non-warranty parts only are priced F.O.B. factory.

**Special Delivery Requirements:** Orders ship by UPS, FedEx, DHL or common carrier. If a specific delivery date and time is required, or if inside delivery is requested, a special delivery charge may be required. Please check with Customer Service to determine the relevant charge for each requirement. Shipments requiring carrier to "Call Before Delivery" will be subject to a minimum net additional charge of \$30. Re-shipment of freight after orders have been shipped will be subject to a net additional charge of \$95 and may be subject to other freight charges depending on destination. Shipments requiring a specific time and date of delivery are available, pricing available upon request.

**Materials:** Due to natural variations over which we have no control, all products are sold subject to normal variations or irregularities of color, surface grain or texture. In as much as fabric mills and tanneries do not guarantee their products, Dauphin shall not be held responsible for wear, fading or performance of any covering material beyond the stated warranty, and under no condition assumes responsibility for COM and COL. Minimum wrinkles in leather and some other fabrics cannot be completely avoided and are not considered defects in materials or workmanship. Some fabric and leather can appear loose with comfort wrinkles when upholstered and over time. Leather may require additional upholstery sewing seams.

**Customer's Own Material (COM/COL):**

1. COM Yardage requirement is based on 54" wide covering material. If the pattern requires matching, please contact Customer Service with repeat dimensions for a calculation of additional yardage required and/or additional charge for matching.
2. A completed copy of the COM/COL form must be submitted together with a fabric/leather swatch for each item ordered which requires non-Dauphin covering materials.
3. Dauphin reserves the right to reject COM if it is considered unsuitable for upholstery.
4. Lead times are effective from the date we receive COM.
5. COM must be shipped freight prepaid to Dauphin, 100 Fulton St., Boonton, NJ 07005 and packages should be clearly marked with the following information:
  - Dealer's firm name and purchase order number.
  - Dauphin model number and quantity.

**Specifications:** Dauphin reserves the right to make changes in price, dimensions, design, and/or construction or to change terms and conditions without prior notice.

**Dimensions:** All dimensions are approximate.

**Damages in Shipment:** Product received in clearly damaged cartons should be refused. In the event that the shipment with damaged cartons is accepted, it should be signed for as "damaged freight". Please immediately contact Customer Service to report the damage. Documentation including digital pictures of any damage will be required for claim processing.

**Returns** Please contact Customer Service for approval of any return and to obtain a Return Authorization (RA) number. Returns will not be accepted without prior authorization. All merchandise will be inspected before credit is issued. Any merchandise found defective in material or workmanship by our Inspection Department will be repaired or replaced at our option. All returns are subject to a 30% restocking fee if not our error.

**Storage:** If a customer requests a delay of a shipping date on an order already in production, the order will be invoiced immediately upon completion. The invoice must be paid under normal terms. In addition, there will be a storage charge equal to 10% of the invoice per month until shipped. Dauphin warrants its products to be free from defects in material and workmanship for as long as the original customer owns and uses the product under normal single shift office conditions. If a product is defective, and if the written notice of the defect is given to Dauphin within the applicable warranty period, Dauphin, at its option, will replace the defective part or product with a comparable component or product. The lifetime warranty applies to all products and parts except as noted below:

**Lifetime Warranty:** Dauphin warrants its products to be free from defects in material and workmanship for as long as the original customer owns and uses the product under normal single shift office conditions. If a product is defective, and if the written notice of the defect is given to Dauphin within the applicable warranty period, Dauphin, at its option, will replace the defective part or product with a comparable component or product. The lifetime warranty applies to all products and parts except as noted below:

Item	Warranty Period
Seating Mechanisms & Other Moving Parts	10 years
Foam, Dauphin Fabrics and Upholstery Materials	3 years
Fluid-Motion Back Cylinders	5 years
Stacking and Side Chair Frames	10 years
Lighting and Electrical	1 year

This warranty does not apply to defects from normal wear and tear, accidents, negligence, abuse, shipment, handling, storage or environmental conditions nor does it apply to "Customer's Own Materials" or to product not assembled in accordance with the assembly instructions. Also, this warranty does not apply to the labor to make good the defect in any manner. Defective product must be returned to Dauphin, at their request. Any modifications to our products made by the purchaser, purchaser's employees or agents, voids this warranty. All claims under this warranty must be made by the original purchaser within 30 days of alleged defect. This warranty is the customer's sole remedy for product defect. No other expressed or implied warranty is provided. Dauphin is not responsible for any consequential, economic or incidental damages arising from any product defect.







# Price List - Seating August 1, 2018

Effective February 11, 2019 a 4.5% price increase has been approved by GSA

## Sync2 Chairs

Contract #GS-27F-033CA  
Sept. 31, 2015 - Sept 20, 2020



# Contract Details

1A. Special Item numbers: 711-11, 711-16, 711-17, 711-18, 711-19, 71-302	
1B. Lowest Price Item Model # and Price for Each SIN	
Cat# MZ7001	Net price=\$295.68
Cat# TF20D	Net Price = \$209.28
Cat# BO3169	Net Price = \$218.88
Cat# ED4500B352C	Net Price = \$598.27
Cat# SW3008	Net Price = \$114.82
Cat# ED4000	Net Price = \$97.54
2. Maximum Order Limit:	
71-302 Training Room, Auditorium and Theatre furniture	\$200,000
711-11 Tables and Accessories	\$500,000
711-16 Upholstered seating / lounge furniture	\$300,000
711-17 Multiple seating / beam seating	\$200,000
711-18 Multipurpose seating	\$200,000
711-19 Stacking chairs and dollies	\$200,000
3. Minimum order:	\$100
4. Geographical coverage:	50 United States and District of Columbia
5. Point of Production:	Boonton, NJ
6. Discount:	61.55% (.3845 x List Price = GSA Net Price)
7. Quantity Volume Discounts:	None
8. Prompt Payment Terms:	2%/10 days, or 1%/20 days, standard net 30 days
9a. Government Commercial Credit Card Acceptance At or below the threshold:	YES
9b. Government Commercial Credit Card Acceptance Above the threshold:	YES
10. Foreign Item:	NONE
11A. Time of Delivery:	90 Days ARO
11B. Expedited Delivery	Available Upon Request
11C. Overnight and 2 Day	Available Upon Request
11D. Urgent Requirements	Available Upon Request
12. F.O.B Point:	Destination
13A. Ordering Address:	Dauphin North America c/o Your Participating Dealer 100 Fulton Street
13B. Ordering Procedures	Contact Dauphin Customer Service
14. Payment Address:	100 Fulton St. Boonton NJ 07005
15. Warranty:	See Warranty details
16. Export Packaging	NA
17. Terms and Conditions of Govt Card Acceptance	NA
18. Terms and Conditions of Rental, Repair and Maint.	NA
19. Terms and Conditions of Installation	NA
20. Terms of Replacement and repair parts	NA
21. List of Service/Distrib. Points	NA
22. List of Participating Dealers	Available upon Request
23. Preventive Maintenance:	NA
24A. Environmental Attributes	See Dauphin Website/Customer Service
24B. Section 508 Compliance	NA
25. DUNS Number:	931524086
26. CCR Registration:	Active in SAM

GSA Price = List Price less 61.55%

## VALO, div. of Dauphin, 10-Year WARRANTY

VALO warrants its products to be free from defects in material and workmanship for 10-years, as long as the original customer owns and uses the product in normal single-shift office conditions. If a product is defective, and if written notice of the defect is given to VALO within the applicable warranty period, VALO, at its option, will replace the defective part or product with a comparable component or product. This 10-Year warranty applies to all products, and parts except as noted below: Foam, VALO fabrics and other upholstery materials: 3 years. This warranty does not apply to defects from normal wear and tear, accidents, negligence, abuse, shipment, handling, storage or environmental conditions nor does it apply to "Customer's Own Materials". This warranty does not apply to the labor to make good the defect in any manner. Defective product must be returned to VALO, at their request. Any modifications to our products made by the purchaser, purchaser's employees or agents, voids this warranty. This warranty extends to all products which are used for normal office purposes. All claims under this warranty must be made by the original purchaser within 30 days of alleged defect. This warranty is the customer's sole remedy for product defect. No other expressed or implied warranty is provided. VALO is not responsible for any consequential, economic or incidental damages arising from any product defect.

## CANCELLATION /RESTOCKING TERMS

No products can be returned without written authorization. For all approved returns, the buyer is responsible for return freight and is subject to a restocking charge of 18%. Merchandise must be returned and properly packaged in original shipping.



SN6402  
QuickShip



SN6502  
QuickShip



SN6402M  
QuickShip


**Function**

Synchronized seat and back with tension adjustment, seat depth adjustment and multi-position back lock enables the users to adjust the chair to suit their body size and working needs.



**Mesh Back**

Black soft-knit mesh with integrated lumbar support allows for the ventilation and dissipation of body heat to ensure a comfortable and correct position while seated. Available in six colors.



**Arms**

Height and width adjustable with durable polyurethane pads makes it easy to position the arms to best suit the individual user.



**Upholstered Back**

Fully upholstered soft-cushioned back with adjustable lumbar support provides optimized comfort and ensures a correct posture while seated. Available in six colors.




Upholstered Back Colors



QuickShip Seat Colors



Mesh Back Colors



sync2	DESCRIPTION	QUICKSHIP	COM/A	B	C/COL	D	E	F	G	H	I	LTH
SN6402	Task Chair, Mesh back, with arms	\$599										
SN6402M	Medium Stool, Mesh back, with arms	\$719										
SN6402T	Tall Stool, Mesh back, with arms	\$739										
SN6502	Task Chair, Upholstered back, with arms	\$669										
SN6502M	Medium Stool, Upholstered back, with arms	\$789										
SN6502T	Tall Stool, Upholstered back, with arms	\$809										
<b>Seat upholstery</b>	For other grade seat fabrics, Add to QuickShip price		70	85	115	145	175	205	235	265	295	325
<b>DIMENSIONS</b>												
SEAT - TASK CHAIR	19.5W x 19D x 16-21H	<b>BACK</b>	16.5W x 21.5H									
SEAT - MEDIUM STOOL	19.5W x 19D x 19-26H	<b>BETWEEN ARMS</b>	19.5W									
SEAT - TALL STOOL	19.5W x 19D x 23-32H	<b>BASE</b>	27.5 Diameter									

**ASSEMBLY:** Chairs Ship Knock-down. 4 Phillips head screws included to easily attach mechanism to seat. Backrest and arms attached with handwheel. For pre-assembly of seat, back and arms, add \$40 list per chair (1-9 chairs) or \$20 list per chair (10+ chairs).

Standard Specifications	DESCRIPTION
<b>Function</b>	Synchronized seat and back with tension adjustment and multi-position back lock and adjustable lumbar support, with integrated sliding seat for seat depth adjustment
<b>Trim finish (base, backrest frame and arm post)</b>	Black
<b>Back - Mesh Back Model</b>	Breathable polyester stretch mesh, with integrated adjustable lumbar support. Available in 6 colors - see "Mesh Back Colors" on <a href="#">page 8</a>
<b>Back - Upholstered Back Model</b>	Soft stretch polyester fabric, with integrated adjustable lumbar support. Available in 6 colors - see <a href="#">page 8</a>
<b>Seat</b>	Contoured with soft waterfall front edge, with integrated seat depth adjustment. Available in 6 QuickShip colors - see <a href="#">page 8</a> - or any other graded fabrics
<b>Arms</b>	Height and width adjustable with durable polyurethane pads
<b>Base</b>	Black Nylon 5 Star Base
<b>Carpet Casters</b>	Hard Wheel Free Rolling Casters for Soft Surface
<b>Footring for Stools</b>	Polished 20" Diameter with simple Rotation/Lock for Height Variation of Footring

Optional Specifications	DESCRIPTION		
<b>No arms</b>	Specify "No arms"	Deduct	-\$50
<b>Fixed arms</b>	Specify "Fixed arms 80-6400-200"	Deduct	-\$30
<b>Base</b>	Polished Aluminum 5 Star Base	Add	\$135
<b>Hard Floor Casters</b>	Soft wheel braking casters for hard floor	Add	\$35
<b>White Trim finish - Available from September 1, 2018; check lead time with Customer Service</b>	White Backrest Frame; standard with Grey mesh, but other colors can be specified	Add	\$35
	White Base	Add	\$25
	White posts for adjustable arms	Add	\$15

QuickShip Specifications	DESCRIPTION
<b>Mesh Back</b>	Black Mesh back with QuickShip Seat upholstery: 5 days for up to 50 chairs
<b>Upholstered Back</b>	Black Upholstered back with QuickShip Seat upholstery: 5 days for up to 30 chairs
For QuickShip Seat upholstery colors - See <a href="#">page 8</a> QuickShip is with Black trim (base, backrest frame and arm post). White trim is not available for QuickShip.	

COM/COL	COM	COL
	YARDS	SQUARE FEET
<b>Seat</b>	.80 yd.	14 sq. ft.





# Price List - Seating June 1, 2016

Effective February 11, 2019 a 4.5% price increase has been approved by GSA

Contract #GS-27F-033CA  
Sept. 31, 2015 - Sept 20, 2020



# Contract Details

1A. Special Item numbers: 711-11, 711-16, 711-17, 711-18, 711-19, 71-302	
1B. Lowest Price Item Model # and Price for Each SIN	
Cat# MZ7001	Net price=\$295.68
Cat# TF20D	Net Price = \$209.28
Cat# BO3169	Net Price = \$218.88
Cat# ED4500B352C	Net Price = \$598.27
Cat# SW3008	Net Price = \$114.82
Cat# ED4000	Net Price = \$97.54
2. Maximum Order Limit:	
71-302 Training Room, Auditorium and Theatre furniture	\$200,000
711-11 Tables and Accessories	\$500,000
711-16 Upholstered seating / lounge furniture	\$300,000
711-17 Multiple seating / beam seating	\$200,000
711-18 Multipurpose seating	\$200,000
711-19 Stacking chairs and dollies	\$200,000
3. Minimum order:	\$100
4. Geographical coverage:	50 United States and District of Columbia
5. Point of Production:	Boonton, NJ
6. Discount:	61.55% (.3845 x List Price = GSA Net Price)
7. Quantity Volume Discounts:	None
8. Prompt Payment Terms:	2%/10 days, or 1%/20 days, standard net 30 days
9a. Government Commercial Credit Card Acceptance At or below the threshold:	YES
9b. Government Commercial Credit Card Acceptance Above the threshold:	YES
10. Foreign Item:	NONE
11A. Time of Delivery:	90 Days ARO
11B. Expedited Delivery	Available Upon Request
11C. Overnight and 2 Day	Available Upon Request
11D. Urgent Requirements	Available Upon Request
12. F.O.B Point:	Destination
13A. Ordering Address:	Dauphin North America c/o Your Participating Dealer 100 Fulton Street
13B. Ordering Procedures	Contact Dauphin Customer Service
14. Payment Address:	100 Fulton St. Boonton NJ 07005
15. Warranty:	See Warranty details
16. Export Packaging	NA
17. Terms and Conditions of Govt Card Acceptance	NA
18. Terms and Conditions of Rental, Repair and Maint.	NA
19. Terms and Conditions of Installation	NA
20. Terms of Replacement and repair parts	NA
21. List of Service/Distrib. Points	NA
22. List of Participating Dealers	Available upon Request
23. Preventive Maintenance:	NA
24A. Environmental Attributes	See Dauphin Website/Customer Service
24B. Section 508 Compliance	NA
25. DUNS Number:	931524086
26. CCR Registration:	Active in SAM

GSA Price = List Price less 61.55%

## VALO, div. of Dauphin, 10-Year WARRANTY

VALO warrants its products to be free from defects in material and workmanship for 10-years, as long as the original customer owns and uses the product in normal single-shift office conditions. If a product is defective, and if written notice of the defect is given to VALO within the applicable warranty period, VALO, at its option, will replace the defective part or product with a comparable component or product. This 10-Year warranty applies to all products, and parts except as noted below: Foam, VALO fabrics and other upholstery materials: 3 years. This warranty does not apply to defects from normal wear and tear, accidents, negligence, abuse, shipment, handling, storage or environmental conditions nor does it apply to "Customer's Own Materials". This warranty does not apply to the labor to make good the defect in any manner. Defective product must be returned to VALO, at their request. Any modifications to our products made by the purchaser, purchaser's employees or agents, voids this warranty. This warranty extends to all products which are used for normal office purposes. All claims under this warranty must be made by the original purchaser within 30 days of alleged defect. This warranty is the customer's sole remedy for product defect. No other expressed or implied warranty is provided. VALO is not responsible for any consequential, economic or incidental damages arising from any product defect.

## CANCELLATION /RESTOCKING TERMS

No products can be returned without written authorization. For all approved returns, the buyer is responsible for return freight and is subject to a restocking charge of 18%. Merchandise must be returned and properly packaged in original shipping.



Valo, by Dauphin delivers comfort and design at economical price points to provide you with quality seating to meet your specific needs.

## Contents

**Valo at-a-glance** Page 2

**desk chairs and stools**

**flexo** Page 4

**vida** Page 6

**sync** Page 8

**coco** Page 10

**seatwise task** Page 12

**polo** Page 14

**dyna-air** Page 16

**luxo** Page 18

**viper** Page 20

**magnum** Page 22

**side/multipurpose**

**getti side** Page 24

**seatwise side** Page 26

**talli side** Page 28

**ace** Page 30

**lucille** Page 32

**jax** Page 34

**com/col** Page 36

**terms & conditions** Page 37

# Valo at-a-glance

## desk chairs and stools

### flexo



- Swivel tilt with tension adjustment and back lock
- Slatted poly back in black or white
- Fixed armrests with durable poly pads
- \$369+ list, with arms

### vida



- Flexible mesh back with tension adjustment
- Fixed armrests with durable poly pads
- \$399+ list, with arms

### sync



- Synchronized seat and back with tension adjustment and multi-position back lock
- Black mesh back with integrated lumbar support
- Height and width adjustable arms with durable polyurethane pads
- \$599+ list, with arms

### coco



- Synchronized seat and back with tension adjustment, multi-position back lock, and integrated sliding seat
- Height adjustable mesh backrest with lumbar support
- Multi-adjustable armrests with durable polyurethane arms
- \$599+ list, with arms

### seatwise task



- Flexible backrest with variable back lock and poly outer shell
- Height adjustable backrest with integrated lumbar support
- Optional height adjustable armrests with durable polyurethane pads
- \$644+ list, with arms

### polo



- Synchronized seat and back with tension adjustment and multi-position back lock
- Mesh back with integrated adjustable lumbar support
- Height and width adjustable arms with durable polyurethane pivoting pads
- \$699+ list, with arms

### dyna-air



- Synchronized seat and back with tension adjustment, multi-position back lock, and integrated sliding seat
- Mesh back with integrated adjustable lumbar support
- Mesh seat with optional replaceable upholstered cover
- Height adjustable arms with durable polyurethane pads
- \$749+ list, with arms

### luxo



- Synchronized seat and back with tension adjustment and multi-position back lock
- LeatherSoft upholstery is available in brown or black
- Die-cast aluminum 3 point pivot arms with durable polyurethane pads
- \$799 list, with arms

## viper



- Synchronized seat and back with tension adjustment and multi-position back lock
- Black mesh back with integrated adjustable lumbar support
- Optional adjustable headrest
- Height adjustable armrests with durable polyurethane pads that can be lowered to seat level or removed
- \$849+ list, with arms

## magnum



- Identical to Viper but constructed of strengthened components for heavy duty, 24 hour use
- 3 shift, 24 hour warranty
- \$1149+ list, with arms



## side/multipurpose

### getti side



- Black powder coated tubular metal frame available as a sled or 4 post
- 2 back options: upholstered or mesh
- Available with or without arms
- \$299+ list, with arms

### seatwise side



- Black powder coated tubular metal frame available as a sled or 4 post
- Available with or without arms
- \$299+ list, with arms

### talli side



- Upholstered seat and black mesh back
- Black powder coated frame
- Stacks 4 high on the ground with or without arms, or up to 8 on the optional easy move cart
- The rear legs extend beyond the backrest to protect the wall behind the chair
- \$344+ list, with arms

## ace



- Curved and slatted poly backrest
- Stacks up to 4 high on floor
- Flip up seat and arms for continuous nesting
- Left or right handed flip up tablet
- \$469+ list, with arms

## lucille



- Ball chair
- The seat swivels 360° and is available in four mesh colors
- A hand pump is encased in the base that allows the user to adjust the inflation
- \$435+ list

## jax



- Standard in the same four mesh colors as Lucille
- Height adjustable from chair to bar height
- Available with or without backrest
- \$479+ list



FX2201  
QuickShip



FX2201  
with Optional White Poly Back  
QuickShip


**Function**

Swivel tilt with tension adjustment and back lock makes Flexo ideal for short term focus work or meetings.



**Back**

The curved and slatted back, available in white or black poly, offers great support and allows for ventilation and dissipation of body heat.



**Arms**

Fixed armrests with durable poly pads are standard.



**QuickShip**

QuickShip with black upholstery has a lead time of 2 days for up to 50 chairs. Other QuickShip colored upholstery has a lead time of 7 days for up to 20 chairs. Valo QuickShip fabrics are 100% polyester, 60,000 double rubs.



QuickShip





FX2201  
with Optional White Poly Back  
QuickShip



FX2201  
with Optional White Poly Back  
QuickShip

flexo SIN #711-18	DESCRIPTION	QUICK-SHIP	COM/A	B	C/COL	D	E	F	G	H	I	LTH
FX2201	Desk chair with arms, with poly back	*\$369	429	442	467	492	517	542	567	592	617	642
FX2201M	Medium stool with arms, with poly back	*\$489	549	562	587	612	637	662	687	712	737	762
FX2201T	Tall stool with arms with poly back	*\$509	569	582	607	632	657	682	707	732	757	782
<b>DIMENSIONS</b>												
SEAT - TASK CHAIR	19W x 18.5D x 16-21H											
SEAT - MEDIUM STOOL	19W x 18.5D x 19-26H											
SEAT - TALL STOOL	19W x 18.5D x 23-31H											
BACK	18W x 19H											
BASE	25 Diameter											

**ASSEMBLY:** Chairs ship knock-down. For pre-assembly of seat, back and arms, add \$40 list per chair (1-9 chairs) or \$20 list per chair (10+ chairs).

\* Open Market Item Pertains to Black QuickShip Standard Only

### Standard Specifications

DESCRIPTION

<b>Function</b>	Swivel/tilt with tension adjustment and back lock
<b>Back</b>	Black slatted poly
<b>Arms</b>	Fixed arms with durable poly pads
<b>Base</b>	Black nylon 5 star base
<b>Carpet Casters</b>	Hard wheel free rolling casters for soft surface
<b>Footring for Stools</b>	Polished 20" diameter with simple rotation/lock for height variation of footring

### Optional Specifications

DESCRIPTION

<b>Back</b>	White slatted poly	\$20
<b>Hard Floor Casters</b>	Soft wheel braking casters for hard floor	\$35

### COM/COL

COM

COL

YARDS

SQUARE FEET

<b>Seat</b>	1.00 yd.	17 sq. ft.
-------------	----------	------------



VA5301  
QuickShip



VA5301  
QuickShip


**Function**

Flexible back with tension can be adjusted to provide more or less resistance to fit the individual user.



**Mesh Back**

The distinctive "V" back with a flexible black woven knit mesh enhances the design and allows for ventilation and dissipation of body heat.



**Arms**

Fixed armrests with durable poly pads are standard.




**QuickShip**

QuickShip with black upholstery has a lead time of 2 days for up to 50 chairs. Other QuickShip colored upholstery has a lead time of 7 days for up to 20 chairs. Valo QuickShip fabrics are 100% polyester, 60,000 double rubs.



QuickShip







VA5301  
QuickShip



VA5301M  
QuickShip

vida SIN #711-18	DESCRIPTION	QUICK-SHIP	COM/A	B	C/COL	D	E	F	G	H	I	LTH
VA5301	Desk chair with arms	*\$399	469	482	507	532	557	582	607	632	657	682
VA5301M	Medium stool with arms	*\$519	589	602	627	652	677	702	727	752	777	802
VA5301T	Tall stool with arms	*\$539	609	622	647	672	697	722	747	772	797	822
<b>DIMENSIONS</b>												
SEAT - TASK CHAIR	19.5W x 19D x 16-21H											
SEAT - MEDIUM STOOL	19.5W x 19D x 19-26H											
SEAT - TALL STOOL	19.5W x 19D x 23-32H											
BACK	16.5W x 21.5H											
BETWEEN ARMS	19.5W											
BASE	25.5 Diameter											

**ASSEMBLY:** Chairs ship knock-down. For pre-assembly of seat, back and arms, add \$40 list per chair (1-9 chairs) or \$20 list per chair (10+ chairs).

\* Open Market Item Pertains to Black QuickShip Standard Only

### Standard Specifications

DESCRIPTION	DESCRIPTION
Function	Flexible back with tension adjustment
Back	Black woven knit mesh
Arms	Fixed arms with durable poly pads
Base	Black nylon 5 star base
Carpet Casters	Hard wheel free rolling casters for soft surface
Footring for Stools	Polished 20" diameter with simple rotation/lock for height variation of footring

### Optional Specifications

DESCRIPTION	DESCRIPTION	PRICE
Hard Floor Casters	Soft wheel braking casters for hard floor	\$35

### COM/COL

COM	COL
YARDS	SQUARE FEET
Seat	.75 yd. 13 sq. ft.



SN6302  
QuickShip



SN6302


**Function**

Synchronized seat and back with tension adjustment and multi-position back lock enables the users to adjust the chair to suit their body size and working needs.



**Mesh Back**

Black soft-knit mesh with integrated lumbar support allows for the ventilation and dissipation of body heat to ensure a comfortable and correct position while seated.



**Arms**

Height and width adjustable with durable polyurethane pads makes it easy to position the arms to best suit the individual user.




**QuickShip**

QuickShip with black upholstery has a lead time of 2 days for up to 50 chairs. Other QuickShip colored upholstery has a lead time of 7 days for up to 20 chairs. Valo QuickShip fabrics are 100% polyester, 60,000 double rubs.



QuickShip





SN6302



SN6302M  
QuickShip

sync SIN #711-18	DESCRIPTION	QUICK-SHIP	COM/A	B	C/COL	D	E	F	G	H	I	LTH
<b>SN6302</b>	Task chair with arms	*\$599	669	684	714	744	774	804	834	864	894	924
<b>SN6302M</b>	Medium stool with arms	*\$719	789	804	834	864	894	924	954	984	1014	1044
<b>SN6302T</b>	Tall stool with arms	*\$739	809	824	854	884	914	944	974	1004	1034	1064
<b>DIMENSIONS</b>												
SEAT - TASK CHAIR	19.5W x 19D x 16-21H											
SEAT - MEDIUM STOOL	19.5W x 19D x 19-26H											
SEAT - TALL STOOL	19.5W x 19D x 23-32H											
BACK	16.5W x 21.5H											
BETWEEN ARMS	19.5W											
BASE	27.5 Diameter											

**ASSEMBLY:** Chairs ship knock-down. For pre-assembly of seat, back and arms, add \$40 list per chair (1-9 chairs) or \$20 list per chair (10+ chairs).

\* Open Market Item Pertains to Black QuickShip Standard Only

## Standard Specifications

### DESCRIPTION

<b>Function</b>	Synchronized seat and back with tension adjustment and multi-position back lock
<b>Back</b>	Black mesh with integrated adjustable lumbar support
<b>Arms</b>	Height and width adjustable with durable polyurethane pads
<b>Base</b>	Black Nylon 5 star base
<b>Carpet Casters</b>	Hard wheel free rolling casters for soft surface
<b>Footring for Stools</b>	Polished 20" Diameter with simple Rotation/Lock for Height Variation of Footring

## Optional Specifications

### DESCRIPTION

<b>Hard Floor Casters</b>	Soft wheel braking casters for hard floor	\$35
---------------------------	---	------

## COM/COL

	COM	COL
	YARDS	SQUARE FEET
<b>Seat</b>	.80 yd.	14 sq. ft.



CO7304  
QuickShip



CO7304  
QuickShip

**Function**

Synchronized seat and back with multi-position back lock that has tension adjustment and integrated sliding seat to ensure optimum comfort for a wide range of body weights and heights.



**Mesh Back**

The adjustable height mesh backrest with lumbar support allows for ventilation and dissipation of body heat to ensure a comfortable and correct position while seated.



**Arms**

Height and width adjustable arms with durable polyurethane pads that pivot 30°, make it easy to position and move forward and back to best suit the individual user.



**QuickShip**

QuickShip with black upholstery has a lead time of 2 days for up to 50 chairs. Other QuickShip colored upholstery has a lead time of 7 days for up to 20 chairs. Valo QuickShip fabrics are 100% polyester, 60,000 double rubs.



QuickShip





CO7304  
QuickShip



CO7304M  
QuickShip

COCO SIN #711-18	DESCRIPTION	QUICK- SHIP	COM/A	B	C/COL	D	E	F	G	H	I	LTH
CO7304	Task chair with arms	*\$599	669	684	714	744	774	804	834	864	894	924
CO7304M	Medium stool with arms	*\$719	789	804	834	864	894	924	954	984	1014	1044
CO7304T	Tall stool with arms	*\$739	809	824	854	884	914	944	974	1004	1034	1064
<b>DIMENSIONS</b>												
SEAT - TASK CHAIR	19W x 18D x 16-20H											
SEAT - MEDIUM STOOL	19W x 18D x 19-26H											
SEAT - TALL STOOL	19W x 18D x 23-31H											
BACK	18W x 20-23H											
BASE	26 Diameter											

**ASSEMBLY:** Chairs ship knock-down. For pre-assembly of seat, back and arms, add \$40 list per chair (1-9 chairs) or \$20 list per chair (10+ chairs).

\* Open Market Item Pertains to Black QuickShip Standard Only

## Standard Specifications

	DESCRIPTION
<b>Function</b>	Synchronized seat and back with tension adjustment & multi-position back lock, with integrated sliding seat for seat depth adjustment
<b>Back</b>	Height adjustable back with black soft-knit mesh and flex lumbar support
<b>Arms</b>	Height and width adjustable with durable polyurethane pads that pivot 30° and move forward and back
<b>Base</b>	Black nylon 5 star base
<b>Carpet Casters</b>	Hard wheel free rolling casters for soft surface
<b>Footring for Stools</b>	Polished 20" diameter with simple rotation/lock for height variation of footring

## Optional Specifications

	DESCRIPTION	
<b>Hard Floor Casters</b>	Soft wheel braking casters for hard floor	\$35

## COM/COL

	COM	COL
<b>Seat</b>	.90 yds.	15 sq. ft.

# seatwise task



SW9840  
with Optional Arms



SW9820  
with Optional Arms


## Function

Independent seat and back with tension adjustment to support the back dynamically. The multi-position back lock enables the user to adjust the chair to their preferred working position.



## Back

The upholstered back with poly outer shell in black has a simple touch-latch which adjusts height up to 4" for optimal lumbar support.



## Arms

Optional height adjustable armrests with soft polyurethane pads.



## QuickShip

QuickShip has a lead time of 7 days for up to 20 chairs. Valo QuickShip fabrics are 100% polyester, 60,000 double rubs.



### QuickShip





SW9820T



SW9820  
with Optional Arms

## seatwise task

SIN #711-18

DESCRIPTION	QUICK-SHIP	COM/A	B	C/COL	D	E	F	G	H	I	LTH
<b>SW9820</b> Mid back task chair	\$499	530	561	624	686	749	811	874	936	999	1061
<b>SW9840</b> Tall back task chair	\$549	580	611	674	736	799	861	924	986	1049	1111
<b>SW9820M</b> Medium stool with mid back	\$619	650	681	744	806	869	931	994	1056	1119	1181
<b>SW9820T</b> Tall stool with mid back	\$639	670	701	764	826	889	951	1014	1076	1139	1201
<b>DIMENSIONS</b>											
SEAT - TASK CHAIR	19W x 18D x 16-21H										
SEAT - MEDIUM STOOL	19W x 18D x 19-26H										
SEAT - TALL STOOL	19W x 18D x 23-32H										
BACK - MID BACK	16.5W x 17-21H										
BACK - TALL BACK	16.5W x 20.5-24.5H										
BETWEEN ARMS	18.5W										
BASE	27.5 Diameter										

## Standard Specifications

DESCRIPTION	
<b>Function</b>	Independent seat and back with multi-position back lock
<b>Back</b>	Height adjustable with integrated lumbar support and poly outer shell
<b>Base</b>	Black nylon 5 star base
<b>Footring for Stools</b>	Polished 20" diameter with simple rotation/lock for height variation of footring
<b>Carpet Casters</b>	Hard wheel free rolling casters for soft surface

## Optional Specifications

SIN #711-18

DESCRIPTION	
<b>HA2 Arms</b>	Height adjustable arms with soft PU pad \$145
<b>Sliding Seat</b>	Sliding seat with 2" range. (adds 1" to seat height) \$60
<b>Hard Floor Casters</b>	Soft wheel braking casters for hard floor \$35

## COM/COL

	COM	COL
	YARDS	SQUARE FEET
<b>Seat and Back - Mid Back</b>	1.00 yd.	17 sq. ft.
<b>Seat and Back - Tall Back</b>	1.00 yd.	17 sq. ft.



PL7902M  
QuickShip



PL7902  
with Optional Headrest

**Function**

Synchronized seat and back with tension adjustment, and multi-position back lock enable users to adjust the chair to fit their body weight and preferred work position.



**Mesh Back**

The mesh backrest allows for ventilation and dissipation of body heat while the height adjustable lumbar pad can be positioned for optimal support.



**Arms**

Height and width adjustable with durable polyurethane pads that rotate makes it easy to position the arms to best suit the individual user.




**QuickShip**

QuickShip with black upholstery has a lead time of 2 days for up to 50 chairs. Other QuickShip colored upholstery has a lead time of 7 days for up to 20 chairs. Valo QuickShip fabrics are 100% polyester, 60,000 double rubs.



QuickShip







PL7902  
QuickShip



PL7902  
QuickShip

polo SIN #711-18	DESCRIPTION	QUICK-SHIP	COM/A	B	C/COL	D	E	F	G	H	I	LTH
<b>PL7902</b>	Task chair with arms	*\$699	769	785	818	850	883	915	948	980	1013	1045
<b>PL7902M</b>	Medium stool with arms	*\$819	889	905	938	970	1003	1035	1068	1100	1133	1165
<b>DIMENSIONS</b>												
SEAT - TASK CHAIR	19.5 W x 19D x 16-21H											
SEAT - STOOL	19.5 W x 19D x 19-26H											
BACK	18W x 21H											
BETWEEN ARMS	18.5W											
BASE	27 Diameter											

**ASSEMBLY:** Chairs ship knock-down. For pre-assembly of seat, back and arms, add \$40 list per chair (1-9 chairs) or \$20 list per chair (10+ chairs).

\* Open Market Item Pertains to Black QuickShip Standard Only

### Standard Specifications

	DESCRIPTION
<b>Function</b>	Synchronized seat and back with tension adjustment and multi-position back lock
<b>Back</b>	Black soft-knit mesh with integrated adjustable lumbar support
<b>Arms</b>	Height and width adjustable, with durable polyurethane pivoting pads
<b>Base</b>	Black nylon 5 star base
<b>Carpet Casters</b>	Hard wheel free rolling casters for soft surface
<b>Footring for Stools</b>	Polished 20" diameter with simple rotation/lock for height variation of footring

### Optional Specifications

	DESCRIPTION	
<b>64-7950/BLK</b>	Headrest - black to match seat fabric	\$100
<b>Sliding Seat</b>	Sliding seat with 2" range. (adds 1" to seat height)	\$60
<b>Hard Floor Casters</b>	Soft wheel braking casters for hard floor	\$35

### COM/COL

	COM	COL
	YARDS	SQUARE FEET
<b>Seat only</b>	.80 yd.	14 sq. ft.



DR8502  
QuickShip



DR8502 with Optional Headrest  
QuickShip


## Function

Synchronized seat and back with tension adjustment, multi-position back lock, integrated sliding seat for seat depth adjustment makes it easy to adjust chair to the individual user.



## Mesh Seat & Back

The mesh backrest with height adjustable lumbar pad can be positioned to optimal support and the optional slip cover for seat enhances the design of the workspace.



## Arms

Height adjustable arms with durable polyurethane pads.



## QuickShip

QuickShip has a lead time of 2 days for up to 50 chairs.





DR8502/UP



DR8502M  
QuickShip

dyna-air DESCRIPTION		QUICK-SHIP	COM/A	B	C/COL	D	E	F	G	H	I	LTH
*Open Market Items												
<b>DR8502</b>	Task chair, mesh seat & back, with arms	*\$749										
<b>DR8502M</b>	Medium stool, mesh seat & back, with arms	*\$869										
<b>DR8502/UP</b>	Task chair, upholstered seat, mesh back, with arms		*\$819	*835	*868	*900	*933	*965	*998	*1030	*1063	*1095
<b>DR8502M/UP</b>	Medium stool, upholstered seat, mesh back, with arms		*\$939	*955	*988	*1020	*1053	*1085	*1118	*1150	*1183	*1215
<b>63-8502SLIP</b>	Slip-on replaceable upholstered seat cover		*\$70	*86	*119	*151	*184	*216	*249	*281	*314	*346
<b>DIMENSIONS</b>												
SEAT - TASK CHAIR	20W x 19D x 16-21H											
SEAT - MEDIUM STOOL	20W x 19D x 19-26H											
SEAT - TALL STOOL	20W x 19D x 23-31H											
BACK	19W x 21.5H											
BASE	27.5 Diameter											
<b>ASSEMBLY:</b> Chairs ship knock-down. For pre-assembly of seat, back, and arms, add per list chair: 1-9 chairs - \$40.00; 10+ chairs - \$20.00												

## Standard Specifications

### DESCRIPTION

<b>Mesh Seat &amp; Back</b>	Black/silver elasticized mesh for dissipation of body heat and optimal comfort
<b>Function</b>	Synchronized seat and back with tension adjustment and multi-position back lock, with integrated sliding seat for seat depth adjustment
<b>Back</b>	Back includes integrated adjustable lumbar support
<b>Arms</b>	Height adjustable with durable polyurethane pads
<b>Base</b>	Black nylon 5 star base
<b>Carpet Casters</b>	Hard wheel free rolling casters for soft surface
<b>Footring for Stools</b>	Polished 20" diameter with simple rotation/lock for height variation of footring

## Optional Specifications

### DESCRIPTION

<b>64-8502/BLK</b>	Adjustable headrest, mesh to match seat and back	\$100
<b>Hard Floor Casters</b>	Soft wheel braking casters for hard floor	\$35

## COM/COL

	COM	COL
	YARDS	SQUARE FEET
Seat	.75 yd.	13 sq. ft.



LX4700/BROWN  
QuickShip



LX4700/BROWN  
QuickShip


### Function

Synchronized seat and back with tension adjustment and multi-position back lock allows user to ensure optimal comfort and working positions.



### LeatherSoft

LeatherSoft, a luxurious upholstery that is available in brown or black, is soft and durable and requires little maintenance.



### Arms

The die-cast aluminum arms are equipped with durable soft polyurethane pads, and have a 3 point pivot action to move with the synchronized seat and back for ideal support and comfort to the user.



### QuickShip

QuickShip lead time is 2 days for up to 50 black or 10 brown chairs.





LX4700/BLACK  
QuickShip



LX4700/BLACK  
QuickShip

luxo *Open Market Items	DESCRIPTION	QUICK-SHIP
<b>LX4700/BLACK</b>	Conference chair with arms, black leathersoft	*\$799
<b>LX4700/BROWN</b>	Conference chair with arms, brown leathersoft	*\$799
<b>DIMENSIONS</b>		
SEAT - TASK CHAIR	20W x 19.5D x 16-21H	
BACK	20W x 23H	
BETWEEN ARMS	19.5W	
BASE	26 Diameter	

### Standard Specifications

	DESCRIPTION
<b>Function</b>	Synchronized seat and back with tension adjustment and multi-position back lock
<b>Base</b>	Polished metal 5 star base
<b>Carpet Casters</b>	Hard wheel free rolling casters for soft surface

### Optional Specifications

	DESCRIPTION	
<b>Hard Floor Casters</b>	Soft wheel braking casters for hard floor	\$35



VP9902  
QuickShip



VP9902  
QuickShip


**Function**

Synchronized seat and back with tension adjustment and multi-position back lock enables the user to adjust the chair to their preferred position.



**Mesh Back**

Black soft-knit mesh with integrated adjustable lumbar support allows for the ventilation and dissipation of body heat to ensure a comfortable and correct seated position.



**Arms**

The height adjustable armrests with durable polyurethane pads can be lowered to seat level or simply removed altogether. Ideal for command centers or those wearing utility belts.



**QuickShip**

QuickShip with black upholstery has a lead time of 2 days for up to 50 chairs. Other QuickShip colored upholstery has a lead time of 7 days for up to 20 chairs. Valo QuickShip fabrics are 100% polyester, 60,000 double rubs.



QuickShip





VP9902  
QuickShip



VP9902  
with Optional Headrest  
QuickShip

viper SIN #711-18	DESCRIPTION	QUICK-SHIP	COM/A	B	C/COL	D	E	F	G	H	I	LTH
<b>VP9902</b>	Task chair with arms	*\$849	949	967	1002	1037	1072	1107	1142	1177	1212	1247
<b>DIMENSIONS</b>												
SEAT	19.5W x 19D x 16-21H											
BACK	23.5W x 26H											
BETWEEN ARMS	19.5W											
BASE	27.5 Diameter											
		<b>ASSEMBLY:</b> Chairs ship knock-down. For pre-assembly of seat, back and arms, add \$40 list per chair (1-9 chairs) or \$20 list per chair (10+ chairs).										
		* Open Market Item Pertains to Black QuickShip Standard Only										

## Standard Specifications

	DESCRIPTION
<b>Function</b>	Synchronized seat and back with tension adjustment and multi-position back lock
<b>Back</b>	Black mesh with integrated adjustable lumbar support
<b>Arms</b>	Height adjustable with durable polyurethane pad that can be lowered to seat height
<b>Base</b>	Black nylon 5 star base
<b>Carpet Casters</b>	Hard wheel free rolling casters for soft surface

## Optional Specifications

	DESCRIPTION	
<b>64-9950/BLK</b>	Adjustable headrest - black mesh to match backrest	\$110
<b>Hard Floor Casters</b>	Soft wheel braking casters for hard floor	\$35

## COM/COL

	COM	COL
	YARDS	SQUARE FEET
<b>Seat</b>	1.00 yd.	17 sq. ft.



MG9982  
QuickShip



MG9982  
QuickShip

## Function

Synchronized seat and back with tension adjustment and multi-position back lock enables the user to adjust the chair.



## Industrial Strength

Magnum has greatly strengthened components that can hold weight up to 400 pounds and be used continuously in a 24/7 environment.



## Arms

The height adjustable armrests with durable polyurethane pads can be lowered to seat level or simply removed altogether. Ideal for command centers or those wearing utility belts.



## QuickShip

QuickShip with black upholstery has a lead time of 2 days for up to 50 chairs. Other QuickShip colored upholstery has a lead time of 7 days for up to 20 chairs. Valo QuickShip fabrics are 100% polyester, 60,000 double rubs.



## QuickShip







MG9982  
QuickShip



MG9982  
with Optional Headrest  
QuickShip

magnum SIN #711-18		DESCRIPTION	QUICK-SHIP	COM/A	B	C/COL	D	E	F	G	H	I	LTH
<b>MG9982</b>	Heavy duty task chair with arms		*\$1149	1249	1267	1302	1337	1372	1407	1442	1477	1512	1547
<b>DIMENSIONS</b>													
SEAT	19.5W x 19D x 16-21H												
BACK	23.5W x 26H												
BETWEEN ARMS	19.5W												
BASE	27.5 Diameter												

**ASSEMBLY:** Chairs ship knock-down. For pre-assembly of seat, back and arms, add \$40 list per chair (1-9 chairs) or \$20 list per chair (10+ chairs).

\* Open Market Item Pertains to Black QuickShip Standard Only

### Standard Specifications

	DESCRIPTION
<b>Heavy Duty</b>	Large scale heavy duty 24 hour task chair for weights up to 400 Lbs
<b>Function</b>	Synchronized seat and back with tension adjustment and multi-position back lock
<b>Back</b>	Black mesh with integrated adjustable lumbar support
<b>Arms</b>	Height adjustable arms with durable polyurethane pads that can be lowered to seat height
<b>Base</b>	Black nylon 5 star base
<b>Carpet Casters</b>	Hard wheel free rolling casters for soft surface

### Optional Specifications

	DESCRIPTION	
<b>64-9950/BLK</b>	Adjustable headrest - black mesh to match backrest	\$110
<b>Hard Floor Casters</b>	Soft wheel braking casters for hard floor	\$35

### COM/COL

	COM	COL
	YARDS	SQUARE FEET
<b>Seat only</b>	1.00 yd.	17 sq. ft.



GT3004  
with Optional L33 Arms



GT3105  
with Optional L33 Arms

**Frame**

The frame is black powder coated and available as a sled or 4 post.




**Glides or Casters**

Nylon glides or hard wheel free rolling casters for soft surfaces are standard.



**Back**

The back is available in black mesh or upholstered.




**QuickShip**

QuickShip has a lead time of 7 days for up to 20 chairs. Valo QuickShip fabrics are 100% polyester, 60,000 double rubs.



QuickShip





GT3074



GT3005

getti side SIN #711-18		DESCRIPTION	QUICK-SHIP	COM/A	B	C/COL	D	E	F	G	H	I	LTH
<b>GT3004</b>		Raised upholstered back, 4 post	\$299	299	318	357	395	434	472	511	549	588	626
<b>GT3074</b>		Raised upholstered back, 4 post with casters	\$344	344	363	402	440	479	517	556	594	633	671
<b>GT3104</b>		Raised upholstered back, sled base	\$379	379	398	437	475	514	552	591	629	668	706
<b>GT3005</b>		Raised black mesh back, 4 post	\$359	359	374	404	434	464	494	524	554	584	614
<b>GT3075</b>		Raised black mesh back, 4 post with casters	\$404	404	419	449	479	509	539	569	599	629	659
<b>GT3105</b>		Raised black mesh back, sled base	\$439	439	454	484	514	544	574	604	634	664	694
<b>DIMENSIONS</b>			<b>NOTE:</b> The above pricing is applicable only for GSA.										
<b>SEAT</b>		18W x 17D x 18H	<b>SHIPPING:</b> Chairs are shipped 2 per carton. Add \$40 list packing charge for any orders not in multiples of 2.										
<b>BACK - RAISED UP-HOLSTERED BACK</b>		18W x 17H											
<b>BACK - RAISED MESH BACK</b>		18W x 17H											
<b>ARMS</b>		Add 5" to width											

Standard Specifications		DESCRIPTION
<b>Frame</b>		Black powder coated tubular metal frame
<b>Glides</b>		Nylon glides for soft surface
<b>Carpet Casters</b>		Hard wheel free rolling casters for soft surface

Optional Specifications		DESCRIPTION	
<b>L33 Arms</b>		Fixed black angular durable poly arms	\$45
<b>C31 Arms</b>		Fixed black rounded durable poly arms	\$45
<b>Hard Floor Casters</b>		Soft wheel braking casters for hard floor	\$35

COM/COL		DESCRIPTION	COM	COL
			YARDS	SQUARE FEET
<b>Seat and Back</b>		GT3004, GT3074, GT3104	1.00 yd.	17 sq. ft.
<b>Seat only</b>		GT3005, GT3075, GT3105	.75 yd.	13 sq. ft.



SW3083



SW3009

### Frame

The frame is black powder coated and available as a sled or 4 post.



### Glides or Casters

Nylon glides or hard wheel free rolling casters for soft surfaces are standard.



### Seat and Back

The contoured and upholstered seat and back make this a great choice for a meeting, training or side chair.



### QuickShip

QuickShip has a lead time of 7 days for up to 20 chairs. Valo QuickShip fabrics are 100% polyester, 60,000 double rubs.



### QuickShip





SW3103



SW3100

seatwise side SIN #711-18	DESCRIPTION	QUICK-SHIP	COM/A	B	C/COL	D	E	F	G	H	I	LTH
SW3008	4 post, armless	\$299	299	318	357	395	434	472	511	549	588	626
SW3083	4 post, with arms	\$344	344	363	402	440	479	517	556	594	633	671
SW3009	4 post with casters, armless	\$344	344	363	402	440	479	517	556	594	633	671
SW3093	4 post with casters, with arms	\$389	389	408	447	485	524	562	601	639	678	716
SW3100	Sled base, armless	\$379	379	398	437	475	514	552	591	629	668	706
SW3103	Sled base, with arms	\$424	424	443	482	520	559	597	636	674	713	751

DIMENSIONS

SEAT	18W x 17D x 18H
BACK	18W x 17H
ARMS	Add 5" to width

**NOTE:** The above pricing is applicable only for GSA.

**SHIPPING:** Chairs are shipped 2 per carton. Add \$40 list packing charge for any orders not in multiples of 2.

Standard Specifications

DESCRIPTION

Frame	Black powder coated tubular metal frame
Carpet Casters	Hard wheel free rolling casters for soft surfaces

Optional Specifications

DESCRIPTION

Hard Floor Casters	Soft wheel braking casters for hard floor	\$35
--------------------	---	------

COM/COL

COM

COL

All models	YARDS 1.00 yd.	SQUARE FEET 17 sq. ft.
------------	-------------------	---------------------------



TI3300  
QuickShip



TI3300UBR

**Upholstered Seat and Mesh Back**

The black mesh back allows for the maximum dissipation and ventilation of body heat.



**Frame**

Sturdy black powder coated tubular metal frame.



**Stacking**

The chairs stack 4 high on the floor with or without arms, or up to 8 chairs on the optional easy move cart.




**QuickShip**

QuickShip with black upholstery has a lead time of 2 days for up to 50 chairs. Other QuickShip colored upholstery has a lead time of 7 days for up to 10 chairs. Valo QuickShip fabrics are 100% polyester, 60,000 double rubs.



QuickShip





TI3300  
with Optional Arms



TI3300 On Cart  
QuickShip

talli side SIN #711-19	DESCRIPTION	QUICK-SHIP	COM/A	B	C/COL	D	E	F	G	H	I	LTH
<b>TI3300</b>	Upholstered seat, mesh back, 4 post stackable side chair	*\$299	359	375	408	440	473	505	538	570	603	635
<b>TI3300UBR</b>	Upholstered seat and back, 4 post stackable side chair		439	474	544	614	684	754	824	894	964	1034
<b>DIMENSIONS</b>												
SEAT	17W x 18D x 18H											
BACK	18W x 16H											
ARMS	Add 3" to width											

**SHIPPING:** Chairs are shipped 4 per carton. Add \$40 list packing charge for any orders not in multiples of 4.

\* Open Market Item Pertains to Black QuickShip Standard Only

### Standard Specifications

	DESCRIPTION
<b>"Wall Saver" Function</b>	Rear legs extend beyond the rear of backrest to avoid backrest contact with a wall behind the chair
<b>Back</b>	Black mesh
<b>Frame</b>	Black powder coated tubular metal frame
<b>Stacking</b>	Stacks 4 high on the floor or up to 8 on a cart, with or without arms

### Optional Specifications

SIN #711-19	DESCRIPTION	
<b>80-3300/PR</b>	Pair of arms - easily installed with 4 bolts and allen key supplied	\$45
<b>FR0348</b>	Easy Move Cart for stacking and moving up to 8 chairs	\$350

### COM/COL

		COM	COL
		YARDS	SQUARE FEET
<b>TI3300</b>	Seat	1.00 yd.	17 sq. ft.
<b>TI3300UBR</b>	Seat and Back	2.00 yd.	34 sq. ft.



AC8282



AC8252  
QuickShip

**Slatted Poly Backrest**

The curved and slatted backrest offers great support and allows for ventilation and dissipation of body heat.



**Stacking Capabilities**

Stacks up to four high on the floor and provides for continuous nesting.



**Flip-up Seat and Arms**

For easy stacking and nesting of chairs, the seat and durable poly padded arms flip up.



**QuickShip**

QuickShip with black upholstery has a lead time of 2 days for up to 50 chairs. Other QuickShip colored upholstery has a lead time of 7 days for up to 20 chairs. Valo QuickShip fabrics are 100% polyester, 60,000 double rubs.



QuickShip







AC8252  
Shown with Optional Tablet



AC8252  
QuickShip

ace SIN #711-19	DESCRIPTION	QUICK-SHIP	COM/A	B	C/COL	D	E	F	G	H	I	LTH
AC8252	Nesting/stacking chair with upholstered seat, poly back, with arms	*\$469	539	554	584	614	644	674	704	734	764	794
AC8282	Nesting/stacking chair with upholstered seat, back pad, with arms		\$609	634	674	704	734	764	794	824	854	884

**DIMENSIONS**

SEAT:	18W x 17.5D x 18H
BACK:	17.5W x 17.5H
OVERALL:	22W x 23D

**ASSEMBLY:** Simple attachment of backrest with 2 screws supplied.  
**SHIPPING:** Chairs are shipped 2 per carton. Add \$40 list packing charge for any orders not in multiples of 2.

\* Open Market Item Pertains to Black QuickShip Standard Only

**Standard Specifications**

**DESCRIPTION**

<b>Nesting</b>	Continuous nesting. Add 7" depth for each extra chair
<b>Stacking</b>	Stacks up to 4 high on the floor with or without writing tablet
<b>Back</b>	Light grey slatted polypropylene for ventilation and dissipation of body heat
<b>Arms</b>	Flip-up arms with durable polyurethane pads
<b>Frame</b>	Silver powder-coated tubular metal
<b>Carpet Casters</b>	Hard wheel free-rolling casters for soft surface

**Optional Specifications**

**DESCRIPTION**

SIN #711-19

<b>Writing Tablet Left</b>	AC8252/TAB/L	\$145
<b>Writing Tablet Right</b>	AC8252/TAB/R	\$145
<b>Hard Floor Casters</b>	Soft wheel braking casters for hard floor	\$35
<b>Carpet Glides</b>	Nylon glides for carpet surface	\$35
<b>Hard Floor Glides</b>	Glides with soft surface for hard floor	\$45

**COM/COL**

**COM**

**COL**

	YARDS	SQUARE FEET
<b>Seat Only</b>	.75 yd.	13 sq. ft.
<b>Upholstered Back Pad</b>	.75 yd.	13 sq. ft.



LB1911



LB1911

### Swivel Seat

The seat swivels 360° and is available in the same 4 mesh colors as Jax.



### Hand Pump

There is a hand pump encased in the base that allows the user to adjust the inflation to individual comfort.



### Good Posture

A fun guest/side chair that can help to improve posture by encouraging the individual to correct their core while seated on the chair.




### QuickShip

QuickShip mesh colors are green, orange, dark blue and black and have a lead time of 7 days for up to 10 chairs of the same color or 40 chairs of combined colors.



### QuickShip





LB1911



LB1911

lucille SIN #711-18	DESCRIPTION	QUICK-SHIP	COM/A	B	C/COL	D	E	F	G	H	I	LTH
<b>LB1911</b>	Ball chair	\$435	515	548	613	678	743	808	873	938	1003	1068
<b>DIMENSIONS</b>												
<b>SEAT</b>	Approx 18 H, depending on level of inflation											

### Standard Specifications

	DESCRIPTION
<b>Swivel Seat</b>	Seat swivels 360 degrees
<b>Hand Pump</b>	A pump is stored in the base of each chair to allow the user to adjust the inflation to individual comfort

COM/COL	DESCRIPTION	COM	COL
<b>LB1911</b>	COM/COL must be approved as certain bi-directional stretch characteristics are necessary.	YARDS 1.50 yd.	SQUARE FEET 26 sq. ft.



JA9239  
QuickShip



JA9239  
QuickShip

**Upholstered Seat**

Is available in the same 4 mesh colors as Lucille.



**Adjustable Height**

Lets you be at the height that works for you by making it easily adjustable from chair to bar height.



**Black Frame with Footrest**

Has a sturdy black frame and footrest to ensure comfortable seating over time.




**QuickShip**

QuickShip mesh colors are green, orange, dark blue or black and have a lead time of 7 days for up to 10 chairs of the same color or 40 chairs of combined colors.



QuickShip



Green

Orange

Dark Blue

Black



JA9239  
QuickShip



JA9238  
QuickShip

jax SIN #711-18	DESCRIPTION	QUICK-SHIP	COM/A	B	C/COL	D	E	F	G	H	I	LTH
JA9238	Stool with round upholstered seat	\$479	529	539	559	579	599	619	639	659	679	699
JA9239	Stool with round upholstered seat and backrest	\$589	679	697	732	767	802	837	872	907	942	977
<b>DIMENSIONS</b>												
SEAT	17" Diameter x 20-29H											
BACKREST	12.5W x 11H											

### Standard Specifications

#### DESCRIPTION

- Adjustable Seat Height** Range from chair height to bar stool height
- Base and Footrest Support** Black powdercoat

### Optional Specifications

#### DESCRIPTION

	DESCRIPTION	QUICK-SHIP	COM/A	B	C/COL	D	E	F	G	H	I	LTH
JA9239BACK	Backrest for retrofitting to existing JA9238	\$110	150	158	173	188	203	218	233	248	263	278

### COM/COL

#### COM

#### COL

	YARDS	SQUARE FEET
Seat only	.70 yd.	12 sq. ft.
Seat and Back	1.00 yd.	17 sq. ft.

## COM/COL - Graded-In Program

Valo will grade in any fabric at your request. Please contact our Customer Service Department at 800-631-1186 or info@valofurniture.com

Check with Customer Service to ascertain if your Com/Col is required to be submitted for testing prior to submission for upholstery.

For fabrics with less than 54" width, or repeat patterns over 4" please apply the following yardage requirements.

- 49" - 52" wide add 10%
- 44" - 48" wide add 15%
- Repeat 4" - 9" add 15%
- Repeat 10" - 13" add 20%
- Repeat 14" - 20" add 25%

If special placement of COM is required (e.g. matching of stripes on seat and back, centering of a design motif), please submit a memo sample and design sketch for COM calculation purposes. Additional fabric and a surcharge for labor may be required.

## COM/COL SPECIFYING PROCESS

Many fabrics have intricate patterns and not all individuals will interpret fabric direction in the same manner.

Valo cuts fabrics off the roll as shown in the drawing labeled Standard Process. The COM requirements listed for each chair are based on this cutting method. Directional or patterned fabrics may often require more yardage than solid colors.

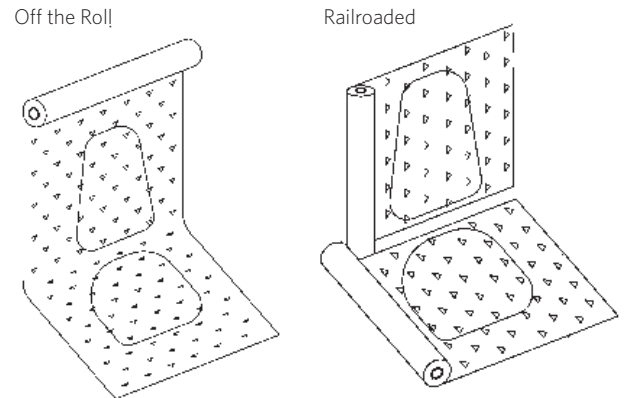
All COM/COL is subject to final approval by Valo upon receipt of samples. Send samples and a copy of this form to:

Valo  
100 Fulton Street  
Boonton, NJ 07005

<b>COM/COL FORM</b>
<b>DATE</b>
<b>VALO DEALER</b>
<b>DEALER ADDRESS</b>
<b>CONTACT NAME</b>
<b>CLIENT/PROJECT NAME OR NUMBER</b>
<b>DEALER PURCHASE ORDER NUMBER / ITEM #</b>
<b>VALO'S ACKNOWLEDGEMENT NUMBER, IF ORDER HAS BEEN ACKNOWLEDGED</b>

<b>FOR CUSTOMER SERVICE USE ONLY</b>
<b>DATE</b>
<b>CUSTOMER SERVICE REP</b>
<b>WORK ORDER #</b>
<input type="checkbox"/> SUBMITTED FOR TEST <input type="checkbox"/> TEST APPROVED/PRODUCTION READY
<b>REASON FOR REJECTION OF FABRIC</b>
36

All upholstery is standard off the roll unless a particular product specifies otherwise.



This form must be completed and submitted to Valo with each COM/COL sample swatch



