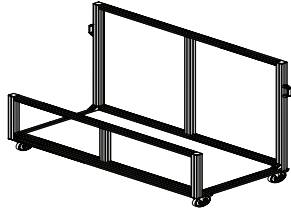


PHONE CUBE - PRE-INSTALLATION PLANNING

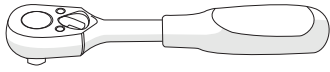
Checklist: Tools Required



MOVING CART/DOLLY FOR TRANSPORTING PANELS, ROOF, AND POSTS.

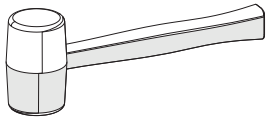
Total weight of parts (excluding crate): ~650lbs

Weight of heaviest part (glass door): ~150lbs



MINI REVERSIBLE RATCHET 1/4" DRIVE FOR CORNER SCREWS ON TOP TRAVERSE BEAMS

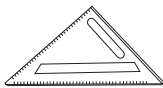
ALTERNATIVE : 5MM ALLEN KEY



RUBBER MALLET FOR INSERTING PANELS




1/8" DRILL BIT FOR DOOR



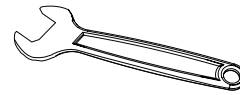
CORNER SQUARE TO ALIGN FRAME



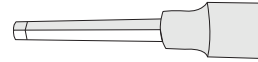
FLAT PALLET KNIFE TO FACILITATE PANEL INSTALL



TWO 9 FT. STEP LADDERS FOR INSTALLING ROOF & PANELS



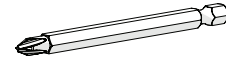
#13 / 13MM FLAT WRENCH FOR LEVELING THE GLIDES OF STRUCTURE



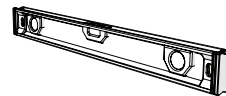
8MM HEX BIT WITH EXTENSION FOR HEX BOLT SCREWS



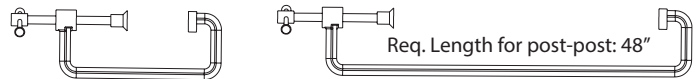
6MM ALLEN KEY FOR ROOF CLIPS



PHILLIPS HEAD BIT FOR SCREWS FOR DOOR FRAME



SPIRIT/LASER LEVEL TO LEVEL THE UNIT



CLAMPS TO FACILITATE PANEL INSTALL AND PLACING POST